


TARIFA REPOLEN 2023

TARIFA JUNIO
PRICE LIST JUNE
LISTE DE PRIX JUIN



ESTA REVISIÓN 06/2023, CANCELA Y SUSTITUYE LA VERSIÓN ANTERIOR

	Reboca Reboca	página/page	4
--	------------------	-------------	---

	Sistema PP-R PP-R System	página/page	18
---	-----------------------------	-------------	----

	Systema PE-100 PE-100 System	página/page	74
---	---------------------------------	-------------	----

	Baterías y colectores Assemblies and manifolds	página/page	106
---	---	-------------	-----

	Herramientas y accesorios Tools and accessories	página/page	116
---	--	-------------	-----

	Información General General Information	página/page	128
---	--	-------------	-----

CRONOLOGÍA



1981

Reboca SL, fundada por 2 hermanos en L'OLLERIA.

Reboca SL is founded by 2 brother in l'Olleria - Spain in 1981.



1981

PRIMERA FASE

Recuperación y reciclado de materiales plásticos.

FIRST PHASE

Recovery and recycling of plastic materials.



1983

RIEGO POR GOTEO

Introducción en el mercado de la tubería y accesorios.

DRIP IRRIGATION

We produce our first pipe for irrigation.



2019

BIM

Implementación de la biblioteca BIM de nuestra línea de tubos y accesorios.

BIM

Ready Bim library for the full Repolen PPR & PE System.



2018

INFRAESTRUCTURA

Se procede a la ampliación del área de producción y almacenaje.

NEW PRODUCTION FACILITIES

At the beginning of 2018 the new production facility it's a reality.



2013

MULTICAPA

Se realiza la producción de la primera tubería multicapa.

MULTILAYER PIPES

The Repolen System grows as we start the production of multilayer pipes.



2020

ISO 14001

Nos acreditamos en la normativa ISO 14001 referente en normativa medioambiental.

ISO 14001

Our company is accredited by ISO 14001, a reference standard for environmental matters.



2021

REPOLEN FIRE

Se lanza al mercado nuestro primer sistema de tuberías PP-RCT libre de halógenos para sistemas contra incendio.

REPOLEN FIRE

The Repolen System launches to the market our PP-RCT free halogen pipes for firefighting.



2022

DECLARACIÓN AMBIENTAL DE PRODUCTO

La EPD que vela por el ciclo completo de nuestros productos marcando su impacto medioambiental.

ENVIRONMENTAL PRODUCT DECLARATION

The EPD that's lookout of the footprint of our company and products.



1985

FABRICACIÓN

Fabricación de tuberías para la conducción de agua a presión.

PRODUCTION

We start the production of pressurized water pipes.



1991

INFRAESTRUCTURA

Ampliación naves de producción.

FACILITIES

New facilities are built as the company grows.



1992

REPOLEN

Se incorpora al catálogo la gama de productos de polipropileno.

REPOLEN

First Repolen PPR pipe & fittings system it's produced.



2007

PRIMERA DELEGACIÓN INTERNACIONAL

Apertura de la 1era oficina internacional en Cuba.

INTERNATIONAL EXPANSION

Reboca opens the first international delegation.



2001

CERTIFICADOS

Se obtiene el primero de muchos certificados AENOR.

CERTIFICATES

Our Company gets the certificate, many more will follow.



1994

EXPANSIÓN

Se añade la línea de tuberías y accesorios de REPOLEN Socket System.

REPOLEN BRAND GROWS

We add the first PE Socket fusion Range of fittings to the Repolen System.



2023

GRANDES DIÁMETROS

Reboca SL alcanza la capacidad de fabricación de tuberías hasta 400mm.

BIG DIAMETERS

Our production range increase to 400m pipes.



2023

REPOLEN FIRE CERTIFICACIÓN AMERICANA

Proceso de certificación de la línea de Fire por la normativa americana FM.

FM APPROVAL FOR REPOLEN SYSTEM

Our Repolen Fire System it's in process by the USA certificate FM Approval.



Actualidad

Trabajamos, de forma continua sumando experiencias, conocimientos y tecnología en el área de la Industria 4.0. para ofrecer el mejor servicio y producto.

We work continuously, adding experiences, knowledge and new technologies in the area of industry 4.0 to offer the best service and product.



REBOCA, SL se funda en 1981 teniendo como actividad principal la recuperación y reciclado de materiales plásticos.

Pasado un tiempo, la empresa empieza a diversificar su gama de productos, introduciéndose en el mercado de la tubería y accesorios de riego por goteo. Poco a poco se fue ampliando la oferta de accesorios, hasta que en 1985, REBOCA, SL, empieza a fabricar tuberías para la conducción de agua a presión.

Esto supone un gran crecimiento para la empresa, ya que el servicio a los clientes no sólo se presta en cuanto a tubería se refiere, sino también en lo referente a todos los accesorios necesarios para el montaje de instalaciones, tanto de riego como de agua a presión.

Al mismo tiempo que la empresa crece en este sentido, abandona la recuperación y reciclado de materiales, para poder centrar sus esfuerzos en la fabricación de tuberías.

Desde entonces y hasta ahora, REBOCA, S.L. viene trabajando en la fabricación de tuberías de PE-32 y PE-40 para riego y presión, PE-100 para agua fría a presión y PP-R, PP-R FV y PP-RP para agua fría y caliente a presión, así como en los accesorios necesarios.

REBOCA, S.L. was founded in 1981 having as principal activity the recovery and recycling of plastic materials.

After a while, the company began to diversify its product range, entering in the market of pipe and drip irrigation accessories. Gently range of equipment was extended and in 1985, REBOCA, S.L. began to manufacture pipes for the conveyance of water under pressure.

This was a huge growth for the company, as pipe is not the only product provided for customer service, but also all necessary accessories for the installation of both irrigation and water pressure.

While the company grew in this direction, it left the recovery and recycling of materials, to focus its efforts on the manufacture of pipes.

Since then, REBOCA, S.L. has been working in the manufacture of PE-32 and PE-40 pipes for irrigation and pressure, PE-100 for cold water pressure and PP-R, PPR FV and PP-R RP for cold and hot water pressure, as well as in the necessary accessories.



Y así en plena década ochentera, a través de una icónica combinación de colores y formas tipográficas que emulan un conjunto de tuberías, nace el primer logo de Reboca.

La investigación, desarrollo e innovación desarrollados por REBOCA desde el principio, hicieron posible la creación de la gama de productos REPOLEN. Una amplia gama de productos y accesorios orientados a la instalación de redes para la conducción de agua a presión.

Con la creación de las nuevas tuberías de PP-R y PP-RCT surge la necesidad de crear una marca propia que ayude a identificar a los nuevos productos. Así surge REPOLEN una marca cuyos productos se han convertido en la mejor solución para instalaciones hidrosanitarias, de climatización, calefacción, refrigeración, construcción naval e industria química buscando la excelencia en el mercado nacional e internacional.

Desde que la gama de productos REPOLEN naciera en el año 1985, su marca REPOLEN también ha ido creciendo y evolucionando. Hoy en día REPOLEN es una marca viva que ha trascendido a la empresa. REPOLEN aglutina, evoca y sintetiza el pasado, presente y futuro de REBOCA.

And so in the mid-eighties, through an iconic combination of colors and typographic forms that emulate a set of pipes, the first Reboca logo is born.

The research, development and innovation developed by REBOCA from the beginning, they made possible the creation of the REPOLEN product range. A wide range of products and accessories oriented to the installation of networks for the water supply under pressure.

With the creation of the new pipes of PP-R and PP-RCT. There is a need to create a brand that helps to identify new products. This is how REPOLEN emerges a brand whose products have become the best solution for plumbing, air conditioning, heating, refrigeration, shipbuilding and industry chemistry seeking excellence in the national market and international.

Since the REPOLEN product range was born in the 1985, its REPOLEN brand has also been growing and evolving. Nowadays REPOLEN is a living brand that it has transcended the company. REPOLEN agglutinates, evokes and synthesizes the past, present and future of REBOCA.



CERTIFICADOS Y GARANTIAS

El Polipropileno Copolímero Random (PP-R) ha sido uno de los primeros materiales plásticos que se han empleado en las instalaciones de calefacción. El PP-R es el más avanzado para la realización de las instalaciones hidrosanitarias.

De la misma manera las tuberías fabricadas con polietileno PE-100, gracias a las fantásticas propiedades mecánicas y químicas, pueden utilizarse en un amplio abanico de aplicaciones.

CERTIFICATES AND WARRANTIES

Polypropylene Random Copolymer (PP-R) has been one of the first plastics to be used in heating systems. PP-R is the most advanced material for hydrosanitary installations.

In the same way, Polyethylene PE-100 pipes, due to its amazing chemical and physical properties, can be used in a wide range of applications



GARANTÍA SISTEMA REPOLEN

El sistema REPOLEN® empleado en instalaciones hidrosanitarias, siguiendo las directrices indicadas en el Manual Técnico, está cubierto por una póliza de seguros contratada por REBOCA, SL, TRANSFORMADOS PLASTICOS con la Compañía Seguros Catalana Occidente, S.A

REPOLEN SYSTEM WARRANTY

The REPOLEN® system, when used in water and sanitary systems in accordance with the instructions given in the Technical Manual is covered by an insurance policy taken out by REBOCA, S.L. TRANSFORMADOS PLASTICOS with the insurance company Catalana Occidente, S.A



CONTROL DE CALIDAD

El Sistema de tubos y accesorios REPOLEN® está sometido, en todas las fases de su producción, a rigurosos controles de calidad, tales como: idoneidad de la materia prima; aspectos y características dimensionales de los productos acabados; resistencia a la termo-oxidación; ausencia de tensiones residuales; resistencia a alta temperatura y presión; resistencia al impacto a baja temperatura.

QUALITY CONTROL

At every stage in the production process the REPOLEN® system of pipes and accessories undergoes rigorous quality control checks, including: suitability of raw material; sizes measurements and appearance of finished products; resistance to thermal oxidation; absence of residual stresses; resistance to high temperature and pressure; resistance to low temperature impact.



PROYECTOS

Los Sistemas de Canalización REPOLEN participan en proyectos de obras civil, edificación, industria y riego; se encuentran en continua diversificación, desarrollo y expansión a nivel nacional e internacional; sirven de referencia y reúnen experiencias, conocimientos técnicos, diseño, investigación e innovación.

PROJECTS

The REPOLEN Pipeline Systems participate in civil works, construction, industry and irrigation projects; are in continuous diversification, development and expansion at national and international level; serve as a reference and combine experiences, know-how, design, research and innovation.




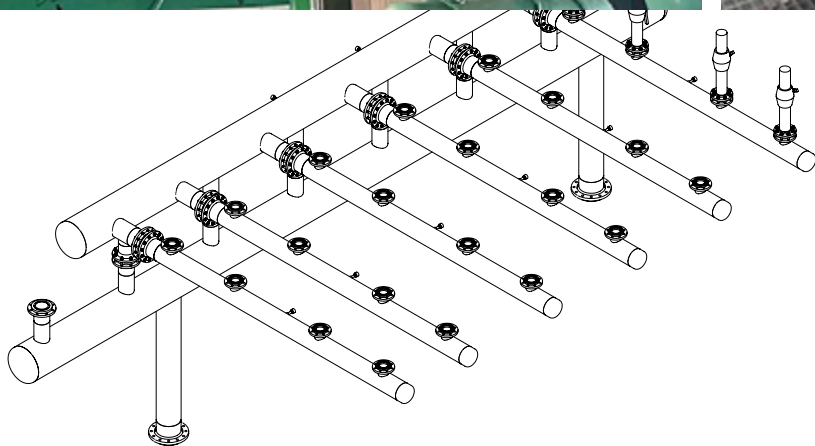
DISEÑO Y FABRICACIÓN A MEDIDA BATERÍAS Y COLECTORES

CARACTERÍSTICAS

Material	PP-R REPOLEN PPR-CT REPOLEN PE-100 REPOLEN
Normativa	UNE EN ISO 15874 UNE EN 12201
Tomas	Distancia entre tomas estándar a 12cm.
Ventajas	Ausencia de corrosión. Gran resistencia mecánica. Reducido peso propio. Disminución de ruidos. Mayor absorción de los golpes de ariete. Diseño y fabricación a medida Cálculo y revisión Asesoramiento y selección del material Ideal para nuevas instalaciones, reformas o rehabilitaciones. No aporta ni sabor ni olor al agua.

FEATURES

Material	PP-R REPOLEN PPR-CT REPOLEN PE-100 REPOLEN
Standard	UNE EN ISO 15874 UNE EN 12201
Sockets	Distance between standard sockets: 12cm.
Advantages	Absence of corrosion. High mechanical resistance. Reduced own weight. Noise reduction. Greater absorption of water hammers. Custom design and manufacturing Calculation and review Advice and selection of material Ideal for new installations, renovations, or refurbishments. It does not add taste or odour to water.



Con el objetivo de minimizar plazos de ejecución in situ, costes de mano de obra capacitada y defectos o fallos de fabricación, en REBOCA, decidimos fomentar la producción de colectores, baterías y accesorios prefabricados según los requerimientos técnicos y normativas vigentes.

¿Cómo sería posible esto?

Muy sencillo. Basta con que el cliente nos facilite un croquis donde aparezcan las dimensiones básicas y sus líneas de deseos. A partir de ello, nuestro equipo de trabajo, genera el correspondiente dibujo técnico dimensionado, concreta despiece de materiales y desarrolla una oferta económica detallada.

With the objective of reducing the execution times and maximizing the benefit of our customers, reboca sl implemented the prefabrication of manifolds and special parts with the bim methodology.

How is it possible?

By providing us with a simple sketch of what you want, our engineering department designs a manifold or prefabricated piece using our bim. The result is a 3d plan with all the dimensions of the part in question.

COMPROMISO MEDIOAMBIENTAL



Todos los productos **REPOLEN** están fabricados con un producto atóxico, que no genera residuos durante su fabricación, promoviendo la producción de bienes orientados a la consecución de vertido cero.

Además, las características de diseño de los productos **REPOLEN** les permiten la reducción del consumo por su gran durabilidad y eficacia en su vida útil, y una vez finalizada, una correcta reentrada en el circuito, gracias a su reciclabilidad, transformándose de nuevo en materia prima de diferentes productos.

REBOCA, S.L. da un paso más en su compromiso con el medio ambiente, implantando el estándar internacional de gestión ambiental **ISO 14001:2015**. Con este sistema, la organización conseguirá mejorar su rendimiento medioambiental y fomentar la protección del entorno en el desarrollo de sus diferentes actividades cumpliendo con los pilares claves de la empresa.

En **REBOCA, S.L.** calculamos anualmente la huella de carbono y utilizamos varias medidas de aplicación, entre ellas tenemos:

- Empleamos iluminación de alta eficiencia energética.
- Desde finales del 2021 se han instalado paneles solares en toda la azotea de la organización, disminuyendo drásticamente el consumo eléctrico.
- Se reduce el consumo de papel y tóner en oficinas y se reutiliza el papel en caras no usadas.
- Se optimiza el transporte, se crea un plan de gestión y se monitoriza el consumo.
- Se tramitan certificados medioambientales, como son el sello **MORE** (Plataforma Europea para monitorizar el uso de material reciclado) y el certificado **OCS** (Operational Clean Sweep) una iniciativa mundial y voluntaria de la industria de los plásticos para reducir la pérdida de granza.
- Comunicación del desempeño ambiental. Contamos con un sistema integrado para asegurarnos de ofrecer un servicio de calidad y respetuoso con el Medio Ambiente, que se desarrolle en un ambiente sano y seguro para nuestros colaboradores.
- Evaluamos periódicamente nuestro cumplimiento con la legislación ambiental que aplique a nuestras actividades
- Controlamos adecuadamente los aspectos ambientales identificados.
- Disponemos de protocolos de acción ante posibles emergencias ambientales.
- Realizamos un control del desempeño del proveedor y comunicación ambiental.

En el 2022 Reboca S.L. finaliza la **Declaración Ambiental de Producto (EPD)**. Esta declaración es un documento que se fundamenta en directrices **ISO (9001 y 14001)** y tienen como finalidad aportar información cuantificable de los impactos ambientales que comporta un producto a lo largo de su Ciclo de vida. La información contenida se basa en la realización de una evaluación global y multicriterio de los impactos medioambientales de un producto desde su origen hasta el final de su vida útil. Esto se hace utilizando el método de **Análisis del ciclo de vida (ACV)**, siguiendo las reglas que se establecen para la categoría de producto sobre una base científica y reglamentada.



Empresa adherida



ÁMBITO AREAS



INTERIOR
INDOOR



EXTERIOR
OUTDOOR

POSIBILIDADES POSSIBILITIES



AIRE COMPRIMIDO
COMPRESSED AIR



DATOS
DATA



RESISTENCIA QUÍMICA
CHEMICAL RESISTANCE



AGUA POTABLE
DRINKING WATER



AGUA HIDROSANITARIA
HYDROSANITARY WATER



CLIMATIZACIÓN
HVAC



VIVIENDA
HOUSING



CALEFACCIÓN
HEATING

SUMINISTRO SUPPLY



TUBOS EN BARRAS
BAR PIPES



TUBOS EN FARDOS
SHEATHED PIPES

CERTIFICADOS CERTIFICATES



CERTIFICADO DE CONFORMIDAD
DE PRODUCTO
CERTIFICATE OF CONFORMITY
OF PRODUCT











CERTIFICADO AENOR DE
PRODUCTO
CERTIFICATE OF AENOR
OF PRODUCT

APLICACIONES APPLICATIONS

La actualización continua de nuestros productos REPOLEN junto con la investigación, desarrollo e innovación, nos permite presentar toda una serie de tuberías con unas determinadas características muy específicas, estudiadas y creadas para cubrir las necesidades que el mercado necesita. El color de la última capa o las cuatro líneas que ésta lleva, nos permiten identificar en todo momento el tipo de tubería que es y el tipo de fluido que transporta.

The continuous updating of our REPOLEN products together with research, development and innovation, allows us to present a whole series of pipelines with certain specific characteristics, studied and created to meet market needs. The color of the last layer or the four lines that it carries, allow us to identify at all times the type of pipe it is and the type of fluid it transports.

TUBO	NOMBRE	SERIE / SDR	MATERIAL	COLOR
PIPE	NAME	SERIES / SDR	MATERIAL	COLOUR
PPR MONOCAPA / MONOLAYER PPR	 Tubería Repolen PP-R Repolen PP-R pipe	2,5 / 6 3,2 / 7,4	PPR	Verde Green
	 Tubería Repolen PP-R Repolen PP-R pipe	5 / 11	PPR	Verde con líneas azules Green with blue lines
	 Tubería Repolen AGUA REGENERADA REGENERATED WATER Repolen pipe	5 / 11	PPR	Verde con exterior morado Green with purple exterior
PPR MULTICAPA / MULTILAYER PPR	 Tubería Repolen FASER FASER Repolen pipe	3,2 / 7,4	PPR + FV	Verde con líneas verde oscuro Green with dark green lines
	 Tubería Repolen FASER RP FASER RP Repolen pipe	3,2 / 7,4 4 / 9	PPRCT + FV	Verde con líneas grises Green with grey lines
	 Tubería Repolen FASER RP UV Tubería Repolen FASER CLIMA UV FASER RP UV Repolen pipe FASER CLIMA UV Repolen pipe	3,2 / 7,4 4 / 9 5 / 11	PPR + FV + UV PPRCT + FV + UV	Verde con exterior negro Green with black exterior
	 Tubería Repolen FASER CLIMA FASER CLIMA Repolen pipe	3,2 / 7,4 5 / 11 8 / 17	PPR + FV PPRCT + FV	Azul con líneas verde Blue with green lines
	 Tubería Repolen PE-100 PE-100 Repolen pipe	4 / 9 5 / 11	PE-100	Negro con líneas azules Black with blue lines

LEYENDA		LEGEND	
✓	Sistema recomendado por sus características técnicas	✓	Recommended system for its technical characteristics
UV	Protección Ultra Violeta	UV	Ultra Violet Protection
RP	Elevada Resistencia a la Presión	RP	High Pressure Resistance

ACS ●	AFS ●	CALEFACCIÓN	CLIMATIZACIÓN	AIRE COMPRIMIDO	GEOTERMIA	SECTOR NAVAL	AGUA REGENERADA
HOT WATER SANITARY	COLD WATER SANITARY	HEATING	AIR CONDITIONING	COMPRESSED AIR	GEOTHERMAL	SECTOR NAVAL	REGENERATED WATER
✓	✓	✓	✓	✓	✓	✓	
✓	✓		✓	✓	✓	✓	
							✓
✓	✓	✓	✓	✓	✓	✓	
✓	✓	✓	✓	✓	✓	✓	
✓	✓	✓	✓	✓	✓	✓	
✓	✓	✓	✓	✓	✓	✓	
	✓		✓	✓	✓	✓	




SISTEMA PP-R

PP-R SYSTEM

Sistema socket de tubos y accesorios para la instalación de redes de agua sanitaria, calefacción, climatización, agua refrigerada, construcción naval e Industria química y fluidos a presión.

PP-R pipe and fitting socket system for the installation of sanitary water networks, heating, air conditioning, chilled water, shipbuilding, chemical industry and fluid pressure.



TUBERÍA REPOLEN PP-R

REPOLEN PP-R PIPE

TUYAU REPOLEN PP-R

SERIE 2,5 - SDR6



Estructura	MONOCAPA	Structure	MONOLAYER	Structure	MONOCOUCHE
Material	PP-R REPOLEN	Equipment	PP-R REPOLEN	Matériel	PP-R REPOLEN
Normativa	UNE EN 15874 RP 001.16	Normative	UNE EN 15874 RP 001.16	Normatif	UNE EN 15874 RP 001.16
Color	VERDE RAL 6024	Colour	GREEN RAL 6024	Couleur	VERT RAL 6024
Suministro	BARRAS 4M / EMBOLSADO	Supply	4M LENGTH / BAGGED	Fournir	4M BARRE / EN SAC

Producto certificado
Certified product
Produit certifié

S - SDR	código	d	di	e	capacidad (L/Mts.)	mts/paquetes	peso (kg/m)	paquetes palet	€/m
	code	(mm)	(mm)	(mm)	capacity (L/Mts.)	mts/bags	weight (kg/m)	packs palet	€/m
	400000001	16	10,6	2,7	0,088	120	0,108	24	1,557
	400000003	20	13,2	3,4	0,137	120	0,165	24	2,093
	400000006	25	16,6	4,2	0,216	80	0,255	28	3,240
	400000005	32	21,2	5,4	0,353	60	0,420	23	5,350
S 2,5 - SDR 6	400000004	40	26,6	6,7	0,556	40	0,640	23	8,583
	400000009	50	33,4	8,3	0,876	20	0,985	28	12,951
	400000010	63	42,0	10,5	1,385	12	1,675	30	19,933
	400000011	75	50,0	12,5	1,963	12	2,200	23	30,267
	400000012	90	60,0	15	2,827	8	3,225	20	44,108
	400000013	110	73,4	18,3	4,231	4	4,800	27	64,747
	* 400000014	125	83,4	20,8	5,463	4	6,200	20	93,722

(*) Disponibles hasta fin de existencias / (*) Available while sotcks last / (*) Disponible jusqu'à épuisement des stocks

TUBERÍA REPOLEN PP-R

REPOLEN PP-R PIPE

TUYAU REPOLEN PP-R

SERIE 3,2 - SDR7,4



Estructura MONOCAPA
Material PP-R REPOLEN
Normativa UNE EN 15874
 RP 001.16
Color VERDE RAL 6024
Suministro BARRAS 4M / EMBOLSADO

Structure MONOLAYER
Equipment PP-R REPOLEN
Normative UNE EN 15874
 RP 001.16
Colour GREEN RAL 6024
Supply 4M LENGTH / BAGGED

Structure MONOCOUCHE
Matériel PP-R REPOLEN
Normatif UNE EN 15874
 RP 001.16
Couleur VERT RAL 6024
Fournir 4M BARRE / EN SAC



Producto certificado
 Certified product
 Produit certifié

S-SDR	código	d	di	e	capacidad (L/Mts.)	mts/paquetes	peso (kg/m)	paquetes palet	€/m
	code	(mm)	(mm)	(mm)	capacity (L/Mts.)	mts/bags	weight (kg/m)	packs palet	€/m
S 3,2 - SDR 7,4	420000001	16	11,6	2,2	0,106	120	0,091	24	1,462
	420000003	20	14,4	2,8	0,163	120	0,145	24	1,973
	420000006	25	18,0	3,5	0,254	80	0,225	28	2,978
	420000005	32	23,2	4,4	0,423	60	0,360	23	4,790
	420000004	40	29,0	5,5	0,661	40	0,555	23	7,393
	420000009	50	36,2	6,9	1,029	20	0,875	28	11,712
	420000010	63	45,8	8,6	1,647	12	1,355	30	18,075
	* 420000011	75	54,4	10,3	2,324	12	1,915	23	25,978
	* 420000012	90	65,4	12,3	3,359	8	2,765	20	36,723
	* 420000013	110	79,8	15,1	5,001	4	4,105	27	53,284


(*) Disponibles hasta fin de existencias / (*) Available while sotcks last / (*) Disponible jusqu'à épuisement des stocks

TUBERÍA REPOLEN PP-R

REPOLEN PP-R PIPE

TUYAU REPOLEN PP-R

SERIE 5 - SDR11



RECOMENDADA PARA INSTALACIONES DE AGUA FRÍA SANITARIA (AFS)

RECOMMENDED FOR COLD SANITARY WATER INSTALLATIONS

RECOMMANDÉ POUR LES INSTALLATIONS D'EAU FROIDE SANITAIRE

Estructura MONOCAPA
Material PP-R REPOLEN
Normativa UNE EN 15874
 RP 001.16
Color VERDE RAL 6024 CON 4
 FRANJAS AZULES
Suministro BARRAS 4M / EMBOLSADO

Structure MONOLAYER
Equipment PP-R REPOLEN
Normative UNE EN 15874
 RP 001.16
Colour GREEN RAL 6024 WITH 4
 BLUE STRIPES
Supply 4M LENGTH / BAGGED

Structure MONOCOUCHE
Matériel PP-R REPOLEN
Normatif UNE EN 15874
 RP 001.16
Couleur VERT RAL 6024 WITH 4
 BLUE STRIPES
Fournir 4M BARRE / EN SAC



Producto certificado
 Certified product
 Produit certifié

S - SDR	código	d	di	e	capacidad (L/Mts.)	mts/paquetes	peso (kg/m)	paquetes palet	€/m
	code	(mm)	(mm)	(mm)	capacity (L/Mts.)	mts/bags	weight (kg/m)	packs palet	€/m
S5 - SDR 11	440000003	20	16,2	1,9	0,206	120	0,105	24	1,522
	440000006	25	20,4	2,3	0,327	80	0,165	28	2,285
	440000005	32	26,2	2,9	0,539	60	0,260	23	3,607
	440000004	40	32,6	3,7	0,835	40	0,410	23	5,592
	440000009	50	40,8	4,6	1,307	20	0,620	28	8,912
	440000010	63	51,4	5,8	2,075	12	0,980	30	13,997
	440000011	75	61,4	6,8	2,961	12	1,340	23	19,295
	440000012	90	73,6	8,2	4,254	8	2,000	20	27,855
	440000013	110	90,0	10,0	6,362	4	2,900	27	41,267
	440000014	125	102,2	11,4	8,203	4	3,800	20	53,964
	440000016	160	130,8	14,6	13,437	4	6,300	12	88,435



TUBERÍA REPOLEN AGUA REGENERADA

REGENERATED WATER REPOLEN PIPE

TUYAU REPOLEN EUA RÉCUPÉRÉÉ

SERIE 5 - SDR11



Estructura MONOCAPA
Material PP-R REPOLEN
Normativa UNE EN 15874
Color VERDE RAL 6024 INTERIOR,
 MORADO EXTERIOR RAL4001
Suministro BARRAS 4M / EMBOLSADO

Structure MONOLAYER
Equipment PP-R REPOLEN
Normative UNE EN 15874
Colour GREEN RAL 6024 INTERIOR
 PURPLE OUTSIDE RAL 4001
Supply 4M LENGTH / BAGGED

Structure MONOCOUCHE
Matériel PP-R REPOLEN
Normatif UNE EN 15874
Couleur VERT RAL 6024 INTERIOR
 PURPLE OUTSIDE RAL 4001
Fournir 4M BARRE / EN SAC



Producto certificado
 Certified product
 Produit certifié

S - SDR	código	d	di	e	capacidad (L/Mts.)	mts/paquetes	peso (kg/m)	paquetes palet	€/m
	code	(mm)	(mm)	(mm)	capacity (L/Mts.)	mts/bags	weight (kg/m)	packs palet	€/m
S 5 - SDR11	441000003	20	16,2	1,9	0,206	120	0,105	24	1,587
	441000006	25	20,4	2,3	0,327	80	0,165	28	2,376
	441000005	32	26,2	2,9	0,539	60	0,260	23	3,717
	441000004	40	32,6	3,7	0,835	40	0,410	23	5,762
	441000009	50	40,8	4,6	1,307	20	0,620	28	9,112
	441000010	63	51,4	5,8	2,075	12	0,980	30	14,499
	441000011	75	61,4	6,8	2,961	12	1,340	23	19,968
	441000012	90	73,6	8,2	4,254	8	2,000	20	28,091
	441000013	110	90,0	10,0	6,362	4	2,900	27	41,615



TUBERÍA PP-R MULTICAPA

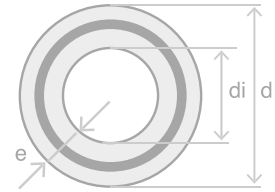

**PP-R MULTILAYER
PIPE**

TUBERÍA REPOLEN FASER

FASER REPOLEN PIPE

TUYAU REPOLEN FASER

SERIE 3,2 - SDR7,4



Estructura MCF (MULTICAPA CON FV, FASER)
Material PP-R REPOLEN
Normativa UNE EN 15874
 RP 001.72
 UNE EN ISO 21003
 DIN 8077/8078
Color VERDE RAL 6024 CON 4
 FRANJAS VERDE OSCURO
Suministro BARRAS 4M / EMBOLSADO

Structure MCF (MULTILAYER WITH FV, FASER)
Equipment PP-R REPOLEN
Normative UNE EN 15874
 RP 001.72
 UNE EN ISO 21003
 DIN 8077/8078
Colour GREEN RAL 6024 WITH 4 DARK
 GREEN STRIPES
Supply 4M LENGTH / BAGGED

Structure MCF (MULTICOUCHE WITH FV, FASER)
Matériel PP-R REPOLEN
Normatif UNE EN 15874
 RP 001.72
 UNE EN ISO 21003
 DIN 8077/8078
Couleur VERT RAL 6024 WITH 4 DARK
 GREEN STRIPES
Fournir 4M BARRE / EN SAC



Producto con certificado de conformidad
 Certified product
 Produit certifié

S - SDR	código	d	di	e	capacidad (L/Mts.)	mts/paquetes	peso (kg/m)	paquetes palet	€/m
	code	(mm)	(mm)	(mm)	capacity (L/Mts.)	mts/bags	weight (kg/m)	packs palet	€/m
	430000003	20	14,4	2,8	0,163	120	0,150	24	2,647
	430000006	25	18,0	3,5	0,254	80	0,230	28	3,845
	430000005	32	23,2	4,4	0,423	60	0,370	23	6,125
	430000004	40	29,0	5,5	0,661	40	0,565	23	9,617
S 3,2 - SDR 7,4	430000009	50	36,2	6,9	1,029	20	0,890	28	13,543
	430000010	63	45,8	8,6	1,647	12	1,375	30	21,550
	430000011	75	54,4	10,3	2,324	12	1,960	23	30,997
	430000012	90	65,4	12,3	3,359	8	2,800	20	44,596
	* 430000013	110	79,8	15,1	5,001	4	4,205	27	65,044
	* 430000014	125	90,8	17,1	6,475	4	5,500	20	89,727
	* 430000016	160	116,2	21,9	10,605	4	8,750	12	144,018

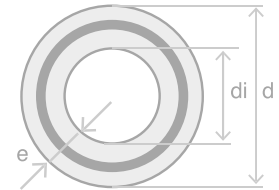
(*) Disponibles hasta fin de existencias / (*) Available while sotcks last / (*) Disponible jusqu'à épuisement des stocks

TUBERÍA REPOLEN FASER RP

FASER RP REPOLEN PIPE

TUYAU REPOLEN FASER RP

SERIE 3,2 - SDR7,4
SERIE 4 - SDR 9



Estructura	MCF (MULTICAPA FV, FASER)	Structure	MCF (MULTILAYER FV, FASER)	Structure	MCF (MULTICOUCHE FV, FASER)
Material	PP-RP REPOLEN	Equipment	PP-RP REPOLEN	Matériel	PP-RP REPOLEN
Normativa	UNE EN 15874 RP 001.78 UNE EN ISO 21003 DIN 8077/8078	Normative	UNE EN 15874 RP 001.78 UNE EN ISO 21003 DIN 8077/8078	Normatif	UNE EN 15874 RP 001.78 UNE EN ISO 21003 DIN 8077/8078
Color	VERDE RAL 6024 CON 4 FRANJAS GRISES	Colour	DIN 8077/8078 GREEN RAL 6024 WITH 4 GREY STRIPES	Couleur	DIN 8077/8078 VERT RAL 6024 WITH 4 GRIS STRIPES
Suministro	BARRAS 4M / EMBOLSADO	Supply	4M LENGTH / BAGGED	Fournir	4M BARRE / EN SAC



Producto con certificado de conformidad
Certified product
Produit certifié

S - SDR	código	d (mm)	di (mm)	e (mm)	capacidad (L/Mts.)	mts/paquetes	peso (kg/m)	paquetes palet	€/m
	code				capacity (L/Mts.)	mts/bags	weight (kg/m)	packs palet	€/m
3.2 - 7.4	430200003	20	14,4	2,8	0,163	120	0,150	24	2,686
	430200006	25	18	3,5	0,254	80	0,230	28	3,887
	430200005	32	24,8	3,6	0,483	60	0,320	23	5,771
	430200004	40	31	4,5	0,755	40	0,490	23	9,109
S 4 - SDR 9	430200009	50	38,8	5,6	1,182	20	0,765	28	13,689
	430200010	63	48,8	7,1	1,87	12	1,235	30	21,187
	430200011	75	58,2	8,4	2,66	12	1,695	23	30,317
	430200012	90	69,8	10,1	3,826	8	2,425	20	42,358
	430200013	110	85,4	12,3	5,728	4	3,555	27	62,870
	430200014	125	97	14	7,39	4	4,565	20	83,272
	430200016	160	124,2	17,9	12,115	4	7,255	12	141,630

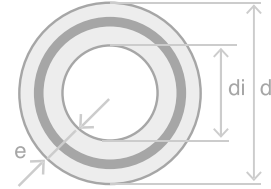


TUBERÍA REPOLEN FASER RP UV

FASER RP UV REPOLEN PIPE

TUYAU REPOLEN FASER RP UV

SERIE 3,2 - SDR7,4
SERIE 4 - SDR 9



Estructura MCF (MULTICAPA FV, FASER)
Material PP-RP REPOLEN
Normativa UNE EN 15874
UNE EN ISO 21003
RP01.78
DIN 8077/8078
Color EXTERIOR NEGRO
INTERIOR VERDE RAL 6024
Suministro BARRAS 4M / EMBOLSADO

Structure MCF (MULTILAYER FV, FASER)
Equipment PP-RP REPOLEN
Normative UNE EN 15874
UNE EN ISO 21003
RP01.78
DIN 8077/8078
Colour BLACK EXTERIOR GREEN RAL 6024 INTERIOR
Supply 4M LENGTH / BAGGED

Structure MCF (MULTICOUCHE FV, FASER)
Matériel PP-RP REPOLEN
Normatif UNE EN 15874
UNE EN ISO 21003
RP01.78
DIN 8077/8078
Couleur BLACK EXTERIOR GREEN RAL 6024 INTERIOR
Fournir 4M BARRE / EN SAC



Producto con certificado de conformidad
Certified product
Produit certifié

S - SDR	código	d	di	e	capacidad (L/Mts.)	mts/paquetes	peso (kg/m)	paquetes palet	€/m
	code	(mm)	(mm)	(mm)	capacity (L/Mts.)	mts/bags	weight (kg/m)	packs palet	€/m
* 3,2 - 7,4	430300003	20	14,4	2,8	0,163	120	0,155	24	3,149
	430300006	25	18	3,5	0,254	80	0,235	28	4,634
	430300005	32	24,8	3,6	0,483	60	0,325	23	6,637
	430300004	40	31	4,5	0,755	40	0,495	23	10,478
S 4 - SDR 9	430300009	50	38,8	5,6	1,182	20	0,770	28	14,986
	430300010	63	48,8	7,1	1,87	12	1,240	30	23,831
	430300011	75	58,2	8,4	2,66	12	1,700	23	32,687
	430300012	90	69,8	10,1	3,826	8	2,430	20	46,839
	430300013	110	85,4	12,3	5,728	4	3,560	27	69,584

* S 3,2 - SDR 7,4: PPR+V

TUBERIA REPOLEN FASER CLIMA

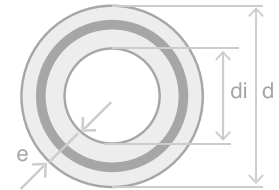

FASER CLIMA REPOLEN PIPE

TUYAU REPOLEN FASER CLIMA

SERIE 3,2 - SDR7,4

SERIE 5 - SDR 11

SERI 8 - SDR 17



Estructura	MCF (MULTICAPA FV, FASER)	Structure	MCF (MULTILAYER FV, FASER)	Structure	MCF (MULTICOUCHE FV, FASER)
Material	PP-R REPOLEN	Equipment	PP-R REPOLEN	Matériel	PP-R REPOLEN
Normativa	UNE EN 15874 RP 001.72 UNE EN ISO 21003 DIN 8077/8078 RP01.78	Normative	UNE EN 15874 RP 001.72 UNE EN ISO 21003 DIN 8077/8078 RP01.78	Normatif	UNE EN 15874 RP 001.72 UNE EN ISO 21003 DIN 8077/8078 RP01.78
Color	INTERIOR VERDE RAL 6024 EXT. AZUL FRANJAS VERDES	Colour	INTERIOR GREEN RAL 6024 EXT. BLUE GREEN STRIPES	Couleur	INTERIOR GREEN RAL 6024 EXT. BLUE GREEN STRIPES
Suministro	BARRAS 4M / EMBOLSADO	Supply	4M LENGTH / BAGGED	Fournir	4M BARRE / EN SAC



Producto con certificado de conformidad
Certified product
Produit certifié

	code	d (mm)	di (mm)	e (mm)	capacidad (L/Mts.)	mts/paquetes	peso (kg/m)	paquetes palet	€/m
					capacity (L/Mts.)	mts/bags	weight (kg/m)	packs palet	
S 3,2 - SDR 7,4	*430100003	20	14,4	2,8	0,163	120	0,150	24	2,543
	*430100006	25	18,0	3,5	0,254	80	0,230	28	3,616
	*430100005	32	26,2	2,9	0,539	60	0,265	23	4,434
S 5 - SDR 11	*430210004	40	32,6	3,7	0,835	40	0,415	23	6,867
	*430210009	50	40,8	4,6	1,307	20	0,640	28	10,067
	*430100010	63	51,4	5,8	2,075	12	1,015	30	15,888
	*430100011	75	61,4	6,8	2,961	12	1,385	23	21,981
	*430100012	90	73,6	8,2	4,254	8	2,045	20	30,888
	*430210013	110	90	10	6,362	4	3,025	27	46,255
	*430100014	125	102,2	11,4	8,203	4	3,895	20	58,952
	*430100016	160	130,8	14,6	13,437	4	6,425	12	100,388
	**430100017	200	163,6	18,2	21,021	5,8	10,217	9	194,773
	**430100018	250	204,6	22,7	32,878	5,8	15,920	7	299,439
	**430100019	315	257,8	28,6	52,198	5,8	25,225	4	481,607
	**430100020	355	290,6	32,2	66,325	5,8	31,800	3	(1)
**430100021	400	327,4	36,3	84,188	5,8	40,618	3	(1)	
S 8 - SDR 17	**430200031	125	110,2	7,4	9,537	4	2,666	20	49,951
	**430200028	160	141	9,5	15,614	4	4,381	12	76,990
	**430200029	200	176,2	11,9	24,383	5,8	6,828	9	164,537
	**430200030	250	220,4	14,8	38,152	5,8	10,582	7	248,129
	**430200019	315	277,6	18,7	60,524	5,8	17,114	4	(1)
	**430200020	355	312,8	21,1	76,846	5,8	21,750	3	(1)
	**430200021	400	352,6	23,7	97,646	5,8	27,492	3	(1)
**430200023	500	440,6	29,7	152,468	5,8	42,995	2	(1)	

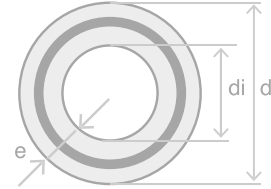
(1) Bajo demanda. Consultar disponibilidad. On request. Sur Demande vérifier le Prix et la disponibilité
 (*) Distribución de tubos PPR+V hasta fin de existencia. Toda la gama se fabricará y suministrará con material PPRCT+V.
 (*) Distribution of PPR+V pipes until end of stock. The entire range will be manufactured and supplied with PPRCT+V material.
 (**) PPRCT+V

TUBERIA REPOLEN FASER CLIMA UV

FASER CLIMA UV REPOLEN PIPE

TUYAU REPOLEN FASER CLIMA UV


SERIE 5 - SDR 11



Estructura	MCF (MULTICAPA FV, FASER)	Structure	MCF (MULTILAYER FV, FASER)	Structure	MCF (MULTICOUCHE FV, FASER)
Material	PP-R REPOLEN	Equipment	PP-R REPOLEN	Matériel	PP-R REPOLEN
Normativa	UNE EN 15874 UNE EN ISO 21003 DIN 8077/8078 RP 01.72	Normative	UNE EN 15874 UNE EN ISO 21003 DIN 8077/8078 RP 01.72	Normatif	UNE EN 15874 UNE EN ISO 21003 DIN 8077/8078 RP 01.72
Color	EXTERIOR NEGRO INTERIOR VERDE RAL 6024	Colour	OUTSIDE BLACK INTERIOR GREEN RAL 6024	Couleur	OUTSIDE BLACK INTERIOR GREEN RAL 6024
Suministro	BARRAS 4M / EMBOLSADO	Supply	4M LENGTH / BAGGED	Fournir	4M BARRE / EN SAC

Producto con certificado de conformidad
Certified product
Produit certifié

S - SDR	code	d (mm)	di (mm)	e (mm)	capacidad (L/Mts.)	mts/paquetes	peso (kg/m)	paquetes palet	€/m
					capacity (L/Mts.)	mts/bags	weight (kg/m)	packs palet	
S5 - SDR 11	430400005	32	26,2	2,9	0,539	60	0,270	23	5,236
	430400004	40	32,6	3,7	0,835	40	0,420	23	8,111
	430400009	50	40,8	4,6	1,307	20	0,645	28	11,620
	430400010	63	51,4	5,8	2,075	12	1,020	30	18,164
	430400011	75	61,4	6,8	2,961	12	1,390	23	24,877
	430400012	90	73,6	8,2	4,254	8	2,050	20	35,964
	430400013	110	90	10	6,362	4	3,030	27	53,275
	430400014	125	102,2	11,4	8,203	4	3,900	20	79,860
	430400016	160	130,8	14,6	13,437	4	6,430	12	129,990



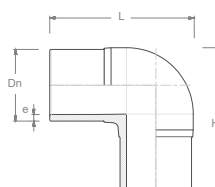
ACCESORIOS PP-R
PP-R-FITTINGS

CODO 90°HEMBRA/HEMBRA
FEMALE/FEMALE 90° ELBOW
COUDE 90° FEMME/FEMME

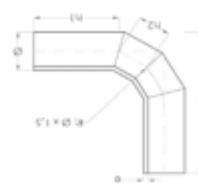


	code	Ø (mm)	d (mm)	D (mm)	h (mm)	H (mm)	L (mm)				€/U
SOLDADURA SOCKET	822001616	16	16	24,5	13	33,5	33,5	10	150	1.695	0,592
	822002020	20	20	28,8	14,5	39,2	40,2	10	150	2.247	0,617
	822002525	25	25	34,5	16	44,5	46	10	100	2.410	0,785
	822003232	32	32	42,3	18	59,9	55,6	10	50	1.943	1,317
	822004040	40	40	54,9	20,5	71,3	71,5	6	24	2.115	2,595
	822005050	50	50	68,5	23,5	83	83	4	12	2.110	5,229
	822006363	63	63	84,5	27,5	101	100	2	6	1.660	8,212
	822007575	75	75	99,5	30	119,5	119	1	3	1.390	13,524
	822009090	90	90	120,4	33	142,2	142,6	1	3	2.746	25,327
	822110110	110	110	146,5	37	172	176,5	4	4	6.430	46,628
	822125125	125	125	162	40	181	181	-	2	3.490	65,968

CODO 90° TOPE LARGO
LONG 90° ELBOW BUTT WELD
COUDE LONG À 90° BOUT À BOUT



TIPO A / TYPE A



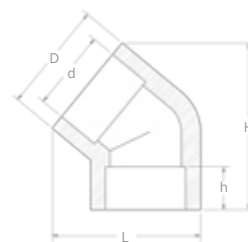
TIPO B / TYPE B

	code	type	Ø (mm)	Dn (mm)	e (mm)	H (mm)	L (mm)	R (mm)	h1 (mm)	h2 (mm)				€/U
PP-R SDR11	822B00160	A	160	160	14,6	282,8	282,8	-	-	-	1	3	1.922	197,414
	822B00200	A	200	200	18,20	354	354	-	-	-	1	3	8.140	395,165
	822B00250	A	250	250	22,70	435	435	-	-	-	1	1	18.000	688,743
PP-RP SDR11	*822C00200	B	200	200	18,2	548	548	300	231	159	1	3	8.140	558,462
	*822C00250	B	250	250	22,7	746	746	375	351	198	1	1	18.000	865,623
	*822C00315	B	315	315	28,6	926	926	472,5	427	250	1	1	37.850	1.191,140
	*822C00355	B	355	355	32,2	1004	1004	532,5	443	281	1	1	50.400	1.654,362
	*822C00400	B	400	400	36,3	1094	1094	600	461	317	1	1	62.800	2.115,280
PP-RP SDR17	822C00126	B	125	125	7,40	397	397	187,5	200	99	1	1	0.950	(1)
	822C00161	B	160	160	9,50	468	468	240	215	127	1	1	1.570	(1)
	822C00201	B	200	200	11,9	548	548	300	231	159	1	1	5.712	(1)
	822C00251	B	250	250	14,8	746	746	375	351	198	1	1	13.000	(1)
	822C00316	B	315	315	18,7	926	926	472,5	427	250	1	1	24.000	(1)
	822C00356	B	355	355	21,1	1004	1004	532,5	443	281	1	1	32.000	(1)
	822C00401	B	400	400	23,7	1094	1094	600	461	317	1	1	42.549	(1)

(*) Bajo demanda / (*) On request / (*) Sur demande.
 (1) Bajo demanda. Consultar precio y disponibilidad. / (1) On request. Check availability and price. / (1) Sur Demande
 vérifier le Prix et la disponibilité

***REBOCA se reserva el derecho de suministrar accesorios inyectados o semi-elaborados según disponibilidad
 ***REBOCA reserves the right to supply injected or semi-finished accessories according to availability"

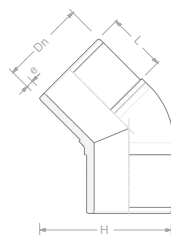
CODO 45° HEMBRA/HEMBRA
FEMALE/FEMALE 45° ELBOW
COUDE 45° FEMME/FEMME



	code	∅ (mm)	d (mm)	D (mm)	h (mm)	H (mm)	L (mm)				€/U
SOLDADURA SOCKET	823001616	16	16	25	13	36	32	10	150	1.448	0,736
	823002020	20	20	30	14,5	46	39	10	100	1.727	0,868
	823002525	25	25	36	16	60	50	10	80	2.305	0,991
	823003232	32	32	45	18	72	60	10	40	2.042	1,389
	823004040	40	40	55,5	20,5	83	71	6	24	2.109	2,889
	823005050	50	50	65,5	23,5	89,5	79	3	15	1.779	4,714
	823006363	63	63	84	27,5	97	96,5	2	8	1.810	8,487
	823007575	75	75	98,5	30	114,5	115	1	4	1.490	11,874
	823009090	90	90	121,5	33	133	139	1	3	1.894	25,986
	823110110	110	110	150	37	167,5	173	1	4	4.835	43,289
	823125125	125	125	162	40	184,5	188	1	3	4.190	64,826
	*823160160	160	160	196	43,2	211,5	221,5	1	-	1.774	108,642

(* Disponibles hasta fin de existencias / (*) Available while sotcks last / (*) Disponible jusqu'à épuisement des stocks

CODO 45° TOPE LARGO
LONG ELBOW 45° BUTT WELD
COUDE LONG À 45° BOUT À BOUT



TIPO A / TYPE A



TIPO B / TYPE B

	code	∅ (mm)	type	Dn (mm)	e (mm)	H (mm)	L (mm)	R (mm)	h1 (mm)	h2 (mm)				€/U
PP-R SDR11	823B00160	160	A	160	16,7	298	103	-	-	-	1	5	1.393	149,941
	823B00200	200	A	200	18,20	402	117	-	-	-	1	3	5.735	299,687
	823B00250	250	A	250	22,70	462	250	-	-	-	1	1	13.000	473,773
PP-R & PP-RP SDR11	*823C00200	200	B	200	18,20	365	539	300	210	120	1	3	6.865	396,871
	*823C00250	250	B	250	22,70	500	783	375	325	149	1	1	16.000	632,942
	*823C00315	315	B	315	28,60	620	958	472,5	394	188	1	1	27.300	993,497
	*823C00355	355	B	355	32,20	672	1.015	532,5	406	212	1	1	36.100	1.323,396
	*823C00400	400	B	400	36,30	730	1.078	600	419	239	1	1	44.712	1.726,521
PP-RP SDR7	*823C00126	125	B	125	7,40	267,6	432,7	187,5	187	75	1	1	1.150	(1)
	*823C00161	160	B	160	9,50	313	483	240	198	95	1	1	1.730	(1)
	*823C00201	200	B	200	11,9	365	539	300	210	120	1	1	3.672	(1)
	*823C00251	250	B	250	14,8	500	783	375	325	149	1	1	9.400	(1)
	*823C00316	315	B	315	18,7	620	958	472,5	394	188	1	1	18.000	(1)
	*823C00356	355	B	355	21,1	672	1.015	532,5	406	212	1	1	22.058	(1)
	*823C00401	400	B	400	23,7	730	1.078	600	419	239	1	1	30.800	(1)

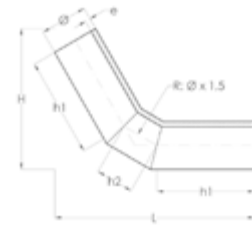

(* Bajo demanda / (*) On request / (*) Sur demande.

****REBOCA se reserva el derecho de suministrar accesorios inyectados o semi-elaborados según disponibilidad

*** REBOCA reserves the right to supply injected or semi-finished accessories according to availability"

(1) Bajo demanda. Consultar precio y disponibilidad./ (1) On request. Check availability and price / (1) Sur Demande vérifier le Prix et la disponibilité

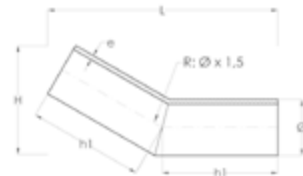
CODO 60° SEGMENTADO TOPE
 SEGMENTED 60° ELBOW BUTT WELD
 COUDE SEGMENTÉ À 60° BOUT À BOUT



	code	Ø (mm)	R (mm)	e (mm)	h1 (mm)	h2 (mm)	L (mm)	H (mm)				€/U
PP-R & PP-RP SDR11	822C10125	125	187,5	11,4	200	101	441,6	317,5	1	1	1.274	(1)
	822C10160	160	240	14,6	215	129	502	370	1	1	1.769	(1)
	822C10200	200	300	18,2	231	161	572	430	1	1	7.489	(1)
	822C10250	250	375	22,7	351	201	808	592	1	1	16.560	(1)
	822C10315	315	472,5	28,6	427	253	996	733	1	1	34.822	(1)
	822C10355	355	532,5	32,2	443	285	1.065	793	1	1	46.368	(1)
	822C10400	400	600	36,3	461	322	1.143	860	1	1	57.776	(1)
PP-RP SDR17	822C10126	125	187,5	7,40	200	101	441,6	317,5	1	1	874	(1)
	822C10161	160	240	9,50	215	129	502	370	1	1	1.444	(1)
	822C10201	200	300	11,9	231	161	572	430	1	1	5.255	(1)
	822C10251	250	375	14,8	351	201	808	592	1	1	11.960	(1)
	822C10316	315	472,5	18,7	427	253	996	733	1	1	22.080	(1)
	822C10356	355	532,5	21,1	443	285	1.065	793	1	1	29.440	(1)
	822C10401	400	600	23,7	461	322	1.143	860	1	1	39.145	(1)

(1) Bajo demanda. Consultar precio y disponibilidad. / (1) On request. Check availability and price / (1) Sur Demande vérifier le Prix et la disponibilité

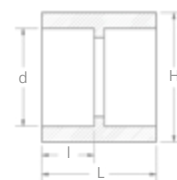
CODO 30° SEGMENTADO TOPE
 SEGMENTED ELBOW BUTT WELD
 COUDE SEGMENTÉ À 30° BOUT À BOUT



	code	Ø (mm)	R (mm)	e (mm)	h1 (mm)	L (mm)	H (mm)				€/U
PP-R & PP-RP SDR11	822C20125	125	187,5	11,4	200	404,5	216,6	1	1	1.334	(1)
	822C20160	160	240	14,6	214,5	441,2	256,8	1	1	1.885	(1)
	822C20200	200	300	18,2	230,5	481,1	302,1	1	1	6.316	(1)
	822C20250	250	375	22,7	350,5	715	410	1	1	14.720	(1)
	822C20315	315	472,5	28,6	426,5	875	507	1	1	25.116	(1)
	822C20355	355	532,5	32,2	443	915	553	1	1	33.212	(1)
	822C20400	400	600	36,3	461	960	606	1	1	41.135	(1)
PP-R & PP-RP SDR17	822C20126	125	187,5	7,40	200	404,5	216,6	1	1	1.058	(1)
	822C20161	160	240	9,50	214,5	441,2	256,8	1	1	1.592	(1)
	822C20201	200	300	11,9	230,5	481,1	302,1	1	1	3.379	(1)
	822C20251	250	375	14,8	350,5	715	410	1	1	8.648	(1)
	822C20316	315	472,5	18,7	426,5	875	507	1	1	16.560	(1)
	822C20356	355	532,5	21,1	443	915	553	1	1	20.294	(1)
	822C20401	400	600	23,7	461	960	606	1	1	28.336	(1)

(1) Bajo demanda. Consultar precio y disponibilidad. / (1) On request. Check availability and price / (1) Sur Demande vérifier le Prix et la disponibilité

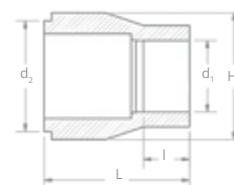
MANGUITO
SOCKET
MANCHON



code	Ø (mm)	d (mm)	H (mm)	l (mm)	L (mm)				€/U
821001616	16	16	24,5	13	30	10	150	1.314	0,489
821002020	20	20	29,5	14,5	34,5	10	150	1.329	0,556
821002525	25	25	33	16	37	10	100	1.530	0,675
821003232	32	32	43,5	18	42,5	10	70	2.142	0,941
821004040	40	40	52	20,5	46	6	42	1.837	1,799
821005050	50	50	68,5	23,5	55,5	3	18	1.876	3,532
821006363	63	63	83,5	27,5	61,5	3	15	2.200	4,907
821007575	75	75	99	30	66,5	2	10	2.210	8,245
821009090	90	90	119	33	74	2	6	2.230	14,143
821110110	110	110	154,5	37	88	1	4	3.170	24,935
821125125	125	125	163	40	90	1	6	4.780	32,752
*821160160	160	160	201	43,2	101,5	1	1	1.351	64,422

(*) Disponibles hasta fin de existencias / (*) Available while sotcks last / (*) Disponible jusqu'à épuisement des stocks

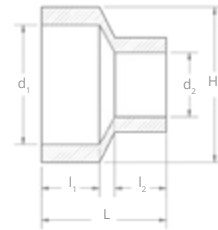
REDUCCIÓN MACHO - HEMBRA
MALE - FEMALE REDUCER PIPE
RACORD DE REDUCTION MÂLE/FEMME



code	Ø (mm)	d2 (mm)	d1 (mm)	H (mm)	l (mm)	L (mm)				€/U
820012016	20x16	20	16	22	13	32,5	10	150	1.095	0,566
820012516	25x16	25	16	26	13	38	10	150	1.917	0,571
820012520	25x20	25	20	27	14,5	38,5	10	150	1.635	0,600
820013220	32x20	32	20	32,5	14,5	37,5	10	150	2.016	0,781
820013225	32x25	32	25	33	16	45	10	100	1.853	0,785
820014020	40x20	40	20	41	14,5	44	6	60	1.794	1,673
820014025	40x25	40	25	41	16	49	6	60	2.109	1,616
820014032	40x32	40	32	43	18	49	6	60	2.487	1,997
820015020	50x20	50	20	50,5	14,5	53,5	3	36	1.764	2,996
820015025	50x25	50	25	50	16	53	3	36	1.592	2,996
820015032	50x32	50	32	50,5	18	53,5	3	36	1.808	2,996
820015040	50x40	50	40	52	20,5	56	3	30	1.836	2,999
820016320	63x20	63	20	63,5	14,5	64	3	30	2.287	4,331
820016325	63x25	63	25	63,5	16	63,5	3	30	2.351	4,331
820016332	63x32	63	32	63,5	18	63,5	3	30	2.475	4,331
820016340	63x40	63	40	63,5	20,5	64	3	24	2.165	6,178
820016350	63x50	63	50	68,5	23,5	63,5	3	15	1.667	5,996
820017525	75x25	75	25	75,5	16	59,5	2	20	2.238	6,088
820017532	75x32	75	32	75,5	18	66,5	2	20	2.402	6,088
820017540	75x40	75	40	76	20,5	67	2	20	2.507	7,638
820017550	75x50	75	50	75,5	23,5	66,5	2	16	2.213	7,638
820017563	75x63	75	63	84,5	27,5	69,5	2	16	2.810	7,648
820019050	90x50	90	50	90	23,8	74	1	10	2.250	18,527
820019063	90 x 63	90	63	90	27,5	76	2	8	1.890	14,955
820019075	90 x 75	90	75	99,5	30	79,5	1	8	2.274	14,955
820011063	110 x 63	110	63	110	27,5	84	1	6	1.138	15,445
820011075	110 x 75	110	75	110,5	30	89	1	4	1.273	15,445
820011090	110 x 90	110	90	118,5	33	98,5	1	3	1.660	20,584
820012575	125 x 75	125	75	125,5	30	102	1	3	1.774	75,933
820012590	125 x 90	125	90	99,5	33	125	1	3	1.867	75,933
820012511	125x110	125,6	109,6	147,5	37	113,2	1	3	2.250	75,933

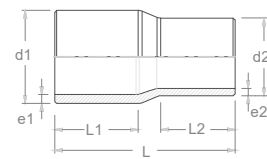


REDUCCIÓN HEMBRA - HEMBRA
 FEMALE - FEMALE REDUCER PIPE
 RACORD DE REDUCTION/FEMME



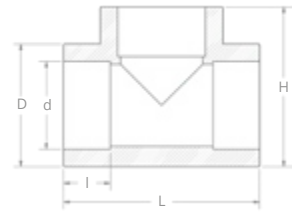
code	∅ (mm)	d1 (mm)	d2 (mm)	H (mm)	l1 (mm)	l2 (mm)	L (mm)				€/U
820002016	20x16	20	16	29	14,5	13	34,5	10	100	1.246	0,823
820002516	25x16	25	16	35	16	13	37,5	10	100	1.553	0,823
820002520	25x20	25	20	33,2	16	14,5	37,4	10	100	1.373	1,620
820003220	32x20	32	20	41,5	18	14,5	40	10	100	1.942	1,713
820003225	32x25	32	25	41,5	18	16	42	10	90	2.130	1,667
820004020	40x20	40	20	51	20,5	14,5	43	6	60	1.899	1,801
820004025	40x25	40	25	51,5	20,5	16	45	6	60	2.034	1,801
820004032	40x32	40	32	51	20,5	18	45	6	60	2.063	1,801
820005040	50x40	50	40	68,5	23,5	20,5	59,5	3	15	1.723	4,445
820006350	63x50	63	50	83	27,5	23,5	61	3	15	2.650	6,666
820007563	75x63	75	63	99	30	27,5	66	2	8	2.170	12,262
820009075	90 x 75	90	75	119,5	33	30	72	2	6	2.590	20,336
820012510	125 x 110	125	110	161	40	37	93,5	1	3	2.251	62,869

REDUCCIÓN TOPE LARGO
 REDUCER PIPE BUTT WELD
 RACORD DE REDUCTION LONG BOUT À BOUT



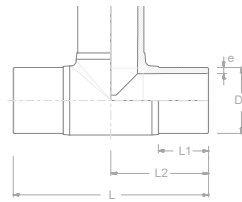

	code	∅ (mm)	d1 (mm)	d2 (mm)	e1 (mm)	e2 (mm)	L1 (mm)	L2 (mm)	L (mm)				€/U
PP-R SDR11	820016010	160x110	160	110	14,60	10,0	103,12	87,88	214,88	1	10	13.950	106,933
	820016013	160x125	160	125	14,60	11,4	102,11	90,93	214,12	1	9	12.435	114,714
	820020011	200x110	200	110	18,20	10,0	110,00	93,5	224,00	1	6	12.565	164,058
	820020012	200x125	200	125	18,20	11,4	110,00	97,8	228,50	1	6	12.135	181,342
	820020016	200x160	200	160	18,20	14,60	118,11	101,09	240,03	1	6	12.675	167,656
	820025016	250x160	250	160	22,70	18,20	245,11	175,00	500,12	1	3	12.655	325,934
	820025020	250x200	250	200	22,70	22,70	245,11	184,91	510,03	1	3	12.855	348,568
	820031520	315x200	315	200	28,70	18,20	320,00	184,91	584,71	1	2	14.455	669,422
	820031525	315x250	315	250	28,70	22,70	320,00	245,11	644,91	1	2	15.330	692,985

TE LISA HEMBRA
FEMALE TEE
TE SIMPLE

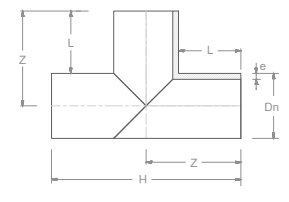


	code	Ø (mm)	d (mm)	D (mm)	H (mm)	I (mm)	L (mm)				€/U
SOLDADURA SOCKET	824001616	16	16	25,5	34	13	43,5	10	100	1.700	0,634
	824002020	20	20	30,5	41	14,5	52,5	10	80	2.008	0,745
	824002525	25	25	35	48	16	61	10	60	2.175	0,926
	824003232	32	32	45	58,5	18	74,5	5	30	2.038	1,738
	824004040	40	40	55	70	20,5	86	6	18	2.139	2,996
	824005050	50	50	69,5	84	23,5	98	2	12	2.326	5,978
	824006363	63	63	83,5	101,5	27,5	115	1	6	1.930	10,691
	824007575	75	75	98	116,5	30	138,5	1	3	1.555	13,543
	824009090	90	90	123	138,5	33	157,5	1	3	2.890	27,973
	824110110	110	110	145	166,5	37	192,5	1	2	3.250	50,592
	824125125	125	125	164,5	182	40	208	1	2	4.350	72,964
	824160160	160	160	201	223,5	43,2	259	1	1	3.243	141,337

TE LISA
TEE BUTT WELD
TE SIMPLE LONG BOUT À BOUT



TIPO A / TYPE A



TIPO B / TYPE B

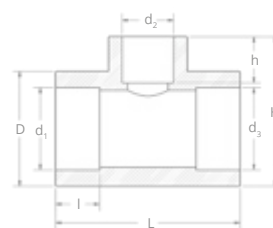
	code	BtypeB	Ø (mm)	Dn (mm)	e (mm)	H (mm)	L (mm)	L1 (mm)	L2 (mm)	z (mm)				€/U
PP-R SDR11	824B00160	A	160	160	14,60	-	434,0	110,0	217,0	-	1	3	2.777	232,950
	824B00200	A	200	200	18,20	-	500,0	117,0	250,0	-	1	1	6.865	396,256
	824B00250	A	250	250	22,70	-	610,0	135,0	305,0	-	1	1	16.00	598,291
PP-RP SDR11	*824C00200	B	200	200	18,20	600	200	-	-	300	1	1	8.171	442,421
	*824C00250	B	250	250	22,70	750	250	-	-	375	1	1	18.827	731,157
	*824C00315	B	315	315	28,60	945	315	-	-	472,5	1	1	36.674	1.180,027
	*824C00355	B	355	355	32,20	1065	355	-	-	532,5	1	1	49.400	1.532,348
PP-RP SDR17	*824C00400	B	400	400	36,30	1200	400	-	-	600	1	1	62.100	1.876,832
	*824C00126	B	125	125	7,40	370	122,5	-	-	185	1	1	1.750	(1)
	*824C00161	B	160	160	9,50	480	160	-	-	240	1	1	2.716	(1)
	*824C00201	B	200	200	11,9	600	200	-	-	300	1	1	4.660	(1)
	*824C00251	B	250	250	14,8	750	250	-	-	375	1	1	11.500	(1)
	*824C00316	B	315	315	18,7	945	315	-	-	472,5	1	1	19.800	(1)
	*824C00356	B	355	355	21,1	1065	355	-	-	532,5	1	1	27.500	(1)
	*824C00401	B	400	400	23,7	1200	400	-	-	600	1	1	40.395	(1)




(1) Bajo demanda. Consultar precio y disponibilidad / (1) On request. Check availability and price. / (1) Sur Demande. Vérifier le Prix et la disponibilité

***REBOCA se reserva el derecho de suministrar accesorios inyectados o semi-elaborados según disponibilidad
***REBOCA reserves the right to supply injected or semi-finished accessories according to availability



TE REDUCIDA HEMBRA
REDUCER FEMALE TEE
TE REDUCTION

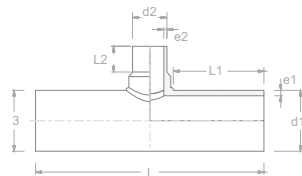



code	Ø (mm)	d1 (mm)	d2 (mm)	d3 (mm)	D (mm)	h (mm)	H (mm)	l (mm)	L (mm)				€/U
825162016	16x20x16	16	20	16	35	14,5	49,5	13	62,5	10	50	2.613	0,998
825201616	20x16x16	20	16	16	30	13	43,5	14,5	52,5	10	50	1.527	0,998
825201620	20x16x20	20	16	20	30	13	44	14,5	52,5	10	50	1.448	1,023
825202016	20x20x16	20	20	16	30	14,5	44	14,5	52	10	50	1.454	1,023
825202025	20x20x25	20	20	25	35	14,5	49,5	14,5	63	10	50	2.254	1,485
825202520	20x25x20	20	25	20	35	16	49	14,5	62,5	10	50	2.203	1,449
825251625	25x16x25	25	16	25	35,5	13	49	16	63	10	50	2.145	1,505
825252025	25x20x25	25	20	25	35	14,5	49,5	16	62,5	10	60	2.392	1,435
825202525	20x25x25	20	25	25	35,5	16	50	14,5	63	10	50	2.050	1,435
825253225	25x32x25	25	32	25	43,5	18	58	16	74,5	10	30	2.208	2,635
825322025	32x20x25	32	20	25	43	14,5	58	18	74,5	10	30	2.288	2,728
825322525	32x25x25	32	25	25	43	16	58	18	74,5	5	30	2.077	2,661
825322032	32x20x32	32	20	32	43	14,5	58	18	74,5	5	30	1.203	2,878
825322532	32x25x32	32	25	32	43	16	58,5	18	74,5	5	30	1.968	2,753
825402040	40x20x40	40	20	40	53,5	14,5	73	20,5	86,5	6	18	2.022	3,683
825402540	40x25x40	40	25	40	55	16	73	20,5	86,5	6	18	2.022	3,683
825403240	40x32x40	40	32	40	55	18	70,5	20,5	86	6	18	2.368	3,683
825502050	50x20x50	50	20	50	65,5	14,5	71,5	23,5	96	2	12	1.810	5,991
825502550	50x25x50	50	25	50	65,5	16	76,5	23,5	95,5	2	12	1.930	5,991
825503250	50x32x50	50	32	50	66	18	76	23,5	96	2	12	1.810	5,991
825504050	50x40x50	50	40	50	68,5	20,5	85	23,5	98,5	2	12	2.566	6,869
825632063	63x20x63	63	20	63	83	14,5	88	27,5	116	2	8	2.314	10,389
825632563	63x25x63	63	25	63	82,5	16	87,5	27,5	115,5	2	8	2.322	9,985
825633263	63x32x63	63	32	63	82,5	18	92,5	27,5	115,5	2	6	1.750	9,985
825634063	63x40x63	63	40	63	83	20,5	92,5	27,5	115	2	6	1.750	9,985
825635063	63x50x63	63	50	63	83	23,5	95,5	27,5	115	2	6	1.810	10,398
825752075	75x20x75	75	20	75	98	14,5	105,5	30	126,5	1	4	1.994	20,175
825752575	75x25x75	75	25	75	98,5	16	106	30	126,5	1	4	2.050	19,919
825753275	75x32x75	75	32	75	98,5	18	106	30	127	1	4	2.010	19,919
825754075	75x40x75	75	40	75	100	20,5	108,5	30	126	1	4	2.050	19,919
825755075	75x50x75	75	50	75	99	23,5	109	30	126,5	1	4	1.995	19,919
825756375	75x63x75	75	63	75	98,5	27,5	116	30	137,5	1	3	1.720	19,919
825905090	90x50x90	90	50	90	122	23,5	133,5	33	157,5	1	3	2.953	31,979
825906390	90x63x90	90	63	90	121	27,5	134	33	157,5	1	3	2.833	31,979
825907590	90x75x90	90	75	90	122	30	138,5	33	157,5	1	3	3.103	31,979
825011050	110x50x110	110	50	110	146,5	23,5	158,5	37	174,5	1	2	2.654	49,781
825011063	110x63x110	110	63	110	147	27,5	149,5	37	175	1	2	2.588	49,781
825011075	110x75x110	110	75	110	147,5	30	163	37	177,5	1	2	2.864	49,781
825011090	110x90x110	110	90	110	148,5	33	164	37	177,5	1	2	2.690	49,781
825012575	125x75x125	125	75	125	167,5	30	191	40	230	1	2	5.120	128,318
825012590	125x90x125	125	90	125	167,5	33	191	40	229	1	2	5.176	128,318
825125110	125x110x125	125	110	125	167,5	37	197	40	229,5	1	2	5.310	128,318

TE REDUCIDA DERIVACIÓN MACHO

SADDLE REDUCED TEE

SELLE RÉDUITE TE



TIPO A / TYPE A



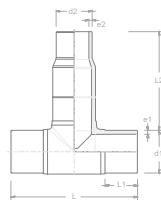
TIPO C / TYPE C

	code	*** type	Ø (mm)	d1 (mm)	e1 (mm)	d2 (mm)	e2 (mm)	L (mm)	Z (mm)	h (mm)				€/U		
PP-R & PP-RP SDR11	825160063	A	160x63x160	160	14,6	63	5,8	340	141,0	35	1	1	3.050	275,488		
	825160075	A	160x75x160			75	6,8	340	209,0	75	1	1	3.140	286,120		
	825160090	A	160x90x160			90	8,2	340	209,0	75	1	1	3.176	297,124		
	825160110	A	160x110x160			110	10,0	340	209,0	75	1	1	3.250	313,902		
	825200063	A	200x63x200			200	18,2	63	5,8	380	161,0	35	1	1	4.300	306,952
	825200075	A	200x75x200	75	6,8			380	229,0	75	1	1	5.460	307,606		
	825200090	A	200x90x200	90	8,2			380	229,0	75	1	1	5.168	322,987		
	825200110	A	200x110x200	110	10,0			380	229,0	75	1	1	5.810	351,017		
	825250075	A	250x75x250	250	22,7			75	6,8	420	254,0	75	1	1	5.460	397,194
	825250090	A	250x90x250			90	8,2	420	254,0	75	1	1	12.420	415,086		
	825250110	A	250x110x250			110	10,0	420	254,0	75	1	1	12.760	489,378		
	825315075	A	315x75x315			315	28,6	75	6,8	460	286,5	75	1	1	21.050	539,074
	825315090	A	315x90x315					90	8,2	460	286,5	75	1	1	22.250	613,942
	825315110	A	315x110x315	110	10,0			460	286,5	75	1	1	23.500	641,408		
	*825400075	A	400x75x400	400	36,3			75	6,8	460	329,0	75	1	1	33.150	678,952
*825400090	A	400x90x400	90					8,2	460	329,0	75	1	1	35.500	695,450	
*825400110	A	400x110x400	110			10,0	460	329,0	75	1	1	37.150	728,361			
PP-R & PP-RP SDR11	*825200125	C	200x125x200	200	18,2	125	11,4	460,0	425,0	300,0	1	1	6.100	396,789		
	*825250125	C	250x125x250	250	22,7	125	11,4	460,0	425,0	300,0	1	1	13.030	448,684		
	*825250160	C	250x160x250			160	14,6	460,0	425,0	300,0	1	1	19.500	524,421		
	*825315125	C	315x125x315	315	28,6	125	11,4	480,0	457,5	300,0	1	1	25.000	570,478		
	*825315160	C	315x160x315			160	14,6	480,0	457,5	300,0	1	1	26.850	596,686		
	*825355125	C	355x125x355	355	32,2	125	11,4	480,0	507,5	330,0	1	1	32.500	637,034		
	*825355160	C	355x160x355			160	14,6	480,0	507,5	330,0	1	1	34.893	656,971		
	*825400125	C	400x125x400	400	36,3	125	11,4	480,0	560,0	360,0	1	1	42.100	744,135		
	*825400160	C	400x160x400			160	14,6	480,0	560,0	360,0	1	1	44.120	755,282		
	PP-RP SDR7	825200126	C	200x125x200	200	11,9	125	7,4	460,0	425,0	300,0	1	1	4.269	(1)	
825250126		C	250x125x250	250	14,8	125	7,4	460,0	425,0	300,0	1	1	9.000	(1)		
825250161		C	250x160x250			160	9,5	460,0	425,0	300,0	1	1	13.800	(1)		
825315126		C	315x125x315	315	18,7	125	7,4	480,0	457,5	300,0	1	1	17.570	(1)		
825315161		C	315x160x315			160	9,5	480,0	457,5	300,0	1	1	19.350	(1)		
825355126		C	355x125x355	355	21,1	125	7,4	480,0	507,5	330,0	1	1	21.500	(1)		
825355161		C	355x160x355			160	9,5	480,0	507,5	330,0	1	1	26.950	(1)		
825400126		C	400x125x400	400	23,7	125	7,4	480,0	560,0	360,0	1	1	27.690	(1)		
825400161		C	400x160x400			160	9,5	480,0	560,0	360,0	1	1	29.450	(1)		

(*) Bajo demanda. Consultar precio y disponibilidad. / (1) On request. Check availability and price. / (1) Sur Demande vérifier le Prix et la disponibilité



TE REDUCIDA INYECTADA
 REDUCED TEE:INJECTED
 TE RÉDUIT INJECTÉ



TIPO B / TYPE B

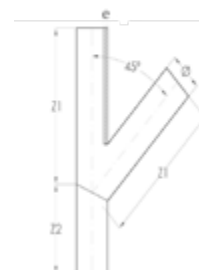



TIPO D / TYPE D

	code	***type	Ø (mm)	d1 (mm)	e1 (mm)	d2 (mm)	e2 (mm)	L1 (mm)	L2 (mm)	L (mm)				€/U
PP-R SDR11	*825160125	B	160x125x160	160	14,6	125	11,4	110,0	374,0	434,0	1	1	3.750	419,319
	*825200160	B	200x160x200	200	18,2	160	14,6	117,0	440,0	500,0	1	1	7.650	663,901
	*825250200	B	250x200x250	250	22,7	200	18,2	135,0	760,0	610,0	1	1	21.100	1.103,061
PP-R & PP-PP SDR11	*825315200	D	315x200x315	315	28,6	200	18,2	139,95	116,1	460,0	1	1	30.250	1.813,371
	*825315250	D	315x250x315			250	22,7	472,5	945,0	549,0	1	1	33.200	1.882,058

(*) Bajo demanda / (*) On request / (*) Sur demande

**** TE 45° SEGMENTADA TOPE**
 ** SEGMENTED 45° TEE BUTT WELD
 TE 45° SEGMENTÉ BOUT À BOUT

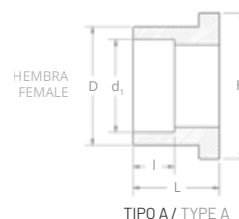


	code	Ø (mm)	Dn (mm)	e (mm)	Z1 (mm)	Z2 (mm)				€/U
PP-R & PP-PP SDR11	824C30125	125	125	11,4	450	255	1	1	1.755	(1)
	824C30160	160	160	14,6	500	276	1	1	2.555	(1)
	824C30200	200	200	18,2	650	300	1	1	7.517	(1)
	824C30250	250	250	22,7	700	450	1	1	17.321	(1)
	824C30315	315	315	28,6	700	549	1	1	31.041	(1)
PP-PP SDR17	824C30126	125	125	7,4	450	255	1	1	1.610	(1)
	824C30161	160	160	9,5	500	276	1	1	2.499	(1)
	824C30201	200	200	11,9	650	300	1	1	4.287	(1)
	824C30251	250	250	14,8	700	450	1	1	10.580	(1)
	824C30316	315	315	18,7	700	549	1	1	18.216	(1)

(1) Bajo demanda. Consultar precio y disponibilidad. / (1) On request. Check availability and price. / (1) Sur Demande. Vérifier le Prix et la disponibilité

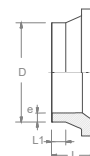
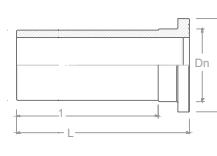
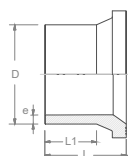
** Consultar la disponibilidad y montaje de otros accesorios especiales / Check the availability and assembly of other special accessories.

CUELLO BRIDA CON JUNTA
FLANGE HOLDEN GASKET
SUPPORT DE BRIDE AVEC JOINT



	code	type	∅ (mm)	d1 (mm)	D (mm)	H (mm)	L (mm)	II (mm)				€/U
SOLDADURA SOCKET	849100020	A	20	20	28	33,5	30	14,5	10	150	2.334	3,373
	849100025	A	25	25	34	39	33	16	10	100	2.077	3,656
	849100032	A	32	32	40,5	50	33	18	10	70	2.080	3,728
	849100040	A	40	40	49,5	60	35,5	20,5	6	42	1.875	5,099
	849100050	A	50	50	59	71,5	37,5	23,5	4	24	1.554	8,164
	849100063	A	63	63	76,2	102,3	41,8	27,5	2	20	2.163	11,178
	849100075	A	75	75	89,1	121,9	45,9	30	2	12	1.798	12,194
	849100090	A	90	90	109	137	49,5	33	1	7	1.951	21,657
	849100110	A	110	110	130	156	52,5	37	1	5	1.835	28,986
	849100125	A	125	125	163	186,5	65	40	1	2	1.800	57,623

CUELLO BRIDA TOPE LARGO
LONG STUB FLANGE FUSION
SUPPORT DE BRIDE LONG BOUT À BOUT



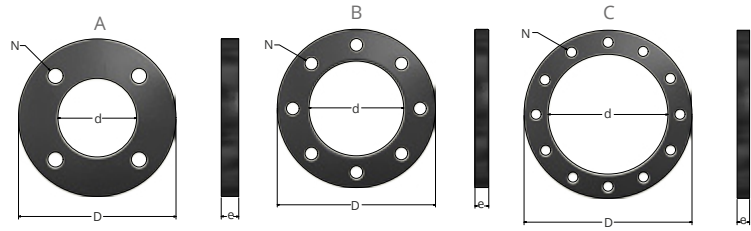
	code	type	∅ (mm)	D (mm)	e (mm)	L (mm)	L1 (mm)				€/U
PP SDR11	849110631	A	63	63	8,6	115	100	2	8	1.794	16,194
	849110751	A	75	75	10,3	120	104	1	4	1.502	22,516
	849110901	A	90	90	12,3	119,5	102,5	1	4	2.010	29,591
	849111101	B	110	130	15,1	252,5	200	1	2	4.536	68,628
	849112501	B	125	163	17,1	265	200	1	2	7.541	93,962
	849150162	A	160	160	14,5	180,1	104,6	1	1	955	99,667
	849150200	A	200	200	18,2	187,7	114,5	1	1	1.957	253,824
	849150250	A	250	250	22,7	208,1	132,1	1	1	2.717	306,550
	849150315	A	315	315	28,6	204,9	135,9	1	1	5.650	671,616
	849150355	C*	355	355	32,2	180,0	90,0	1	1	7.730	(1)
176	849150401	C*	400	400	23,7	195,0	98,0	1	1	7.120	(1)

(*) Cuello Brida Corto / (*) Short Flange Neck
 (*) No incluye junta

(1) Bajo demanda. Consultar precio y disponibilidad. / (1) On request. Check availability and price /
 (1) Sur Demande vérifier le Prix et la disponibilité



BRIDA ACERO RECUBIERTA PP / PN16
STEEL FLAT BRIDE RECOVER PP / PN16
BRIDE EN ACIER REVÊTUE



code	∅ (mm)	type	DN (mm)	d1 (mm)	D (mm)	e (mm)	N (nº de agujeros)	d2 (mm)	screws metric	use			€/U
849300032	32	A	25	43,0	117,0	16,0	4	14	M12	PPR /PE	1	471	21,329
849300040	40	A	32	52,0	140,5	18,0	4	18	M16	PPR /PE	1	604	24,879
849300050	50	A	40	62,5	151,0	18,0	4	18	M16	PPR /PE	1	677	29,987
849300063	63	A	50	78,0	164,5	19,5	4	18	M16	PPR /PE	1	1.027	29,992
849300075	75	A	65	92,0	188,0	19,5	4	18	M16	PPR /PE	1	1.492	35,956
849300090	90	B	80	110,0	198,5	18	8	18	M16	PPR /PE	1	1.274	38,949
* 849300110	110	B	100	134,0	224,0	20	8	18	M16	PPR /PE	1	1.688	46,941
849300125	125	B	100	168,0	251,0	19,5	8	18	M16	PPR /PE	1	1.754	81,946
849310160	160	B	150	179,5	284,5	24	8	23	M20	PPR /PE	1	2.552	69,988
**849300200	200	C	200	235,0	341,0	24	12	23	M20	PPR /PE	1	3.950	141,726
849300250	250	C	250	288,0	403,5	30,0	12	23	M24	PPR /PE	1	7.000	189,845
849300315	315	C	300	338,0	462,5	34,0	12	23	M24	PPR /PE	1	8.000	269,610
849300355	355	D	350	380	520,0	35,0	16	26	M24	PPR /PE	1	15.300	(1)
849300400	400	D	400	430	580,0	38,0	16	30	M27	PPR /PE	1	50.558	(1)

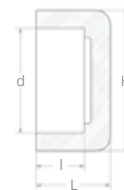
* Utilizable con portabridas largo de 125mm. / * Used with 125 mm long flange.

** Posibilidad de suministrarse con 8 agujeros. / ** Possibility of being supplied with 8 holes.

*** Consultar disponibilidad y precio / *** Check price and availability. / *** Vérifier le Prix et la disponibilité

(1) Bajo demanda. Consultar precio y disponibilidad. / (1) On request. Check availability and price / (1) Sur Demande vérifier le Prix et la disponibilité

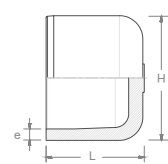
TAPÓN
END CAP
BOUCHON FINAL



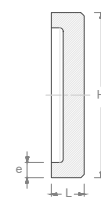
TIPO A / TYPE A

	code	***type	Ø (mm)	d (mm)	H (mm)	l (mm)	L (mm)				€/U
SOLDADURA SOCKET	826001616	A	16	16	23	13	20,5	10	150	885	0,562
	826002020	A	20	20	29,5	14,5	23,5	10	150	950	0,552
	826002525	A	25	25	32	16	30,5	10	150	2.190	0,720
	826003232	A	32	32	44,5	18	32	10	80	2.231	1,325
	826004040	A	40	40	52	20,5	30	6	60	2.202	1,822
	826005050	A	50	50	65	23,5	34	3	36	2.686	3,998
	826006363	A	63	63	82	27,5	43	3	21	2.703	4,684
	826007575	A	75	75	98	30	52	2	12	2.638	8,262
	826009090	A	90	90	119	33	65	1	7	2.700	16,676
	826110110	A	110	110	144,5	37	63,5	1	5	2.700	24,797
	826125125	A	125	125	160	40	65	1	4	3.170	36,923
	826160160	A	160	160	198	43,2	81,5	1	1	1.297	85,933

TAPÓN TOPE LARGO
LONG END CAP BUTT WELD
LONG BOUT À BOUT BOUCHON FINAL



TIPO B / TYPE B



TIPO C / TYPE C

	code	***type	Ø (mm)	H (mm)	e (mm)	L (mm)				€/U
PP SDR11	826125125	B	160	160	21,00	65,0	1	1	818	36,923
	826B00200	B	200	200	19,00	190,0	1	1	1.070	234,730
	826B00250	B	250	250	25,00	190,0	1	1	1.989	343,914
	826B00315	B	315	315	30,00	220,0	1	1	6.200	474,437
	826B00355	C	* 355	355	32,20	124,0	1	1	8.500	(1)
	826B00400	C	* 400	400	40,00	140,0	1	1	9.500	(1)

(*) Tapón corto. Consultar su disponibilidad / (*) Short End Cap. Check availability. / (*) Vérifier le Prix et la disponibilité
(1) Bajo demanda. Consultar precio y disponibilidad. / (1) On request. Check availability and price / (1) Sur Demande vérifier le Prix et la disponibilité





HERRAMIENTAS Y ACCESORIOS



BATERÍAS Y COLECTORES



SISTEMA PE-100



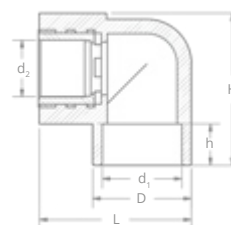
SISTEMA PP-R

The background of the entire page is a vibrant green color. Scattered across this background are numerous metal joint PP-R fittings. These include various types of elbows, tees, and straight connectors. Some fittings have visible threaded ends, while others have smooth, flared or hexagonal ends. The fittings are rendered in a semi-transparent, light green color, allowing the background to show through them. In the center of the page, there is a white rectangular box containing text.

**ACCESORIOS
MIXTOS PP-R**

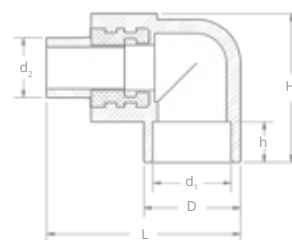
**METAL JOINT
PP-R FITTINGS**

CODO 90° ROSCA HEMBRA
 FEMALE THREADED 90° ELBOW
 COUDE FILETÉ FEMELLE



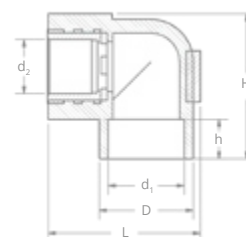
code	Ø (mm)	d1 (mm)	d2 (pulg / in)	D (mm)	h (mm)	H (mm)	L (mm)				€/U
830021620	16x1/2"	16	1/2"	32,5	13	45,5	56	10	70	4.805	4,609
830022020	20x1/2"	20	1/2"	31	14,5	49,5	47	10	90	6.222	4,395
830022520	25x1/2"	25	1/2"	36	16	56	55,5	10	60	4.679	5,634
830022525	25x3/4"	25	3/4"	35,5	16	53,5	64,5	5	50	4.552	6,821
830023225	32x3/4"	32	3/4"	45,5	18	62,5	63	5	40	4.712	7,384
830023232	32x1"	32	1"	44	18	66,5	79,5	5	20	5.270	14,498

CODO 90° ROSCA MACHO
 MALE THREADED 90° ELBOW
 COUDE FILETÉ MÂLE AVEC PATER



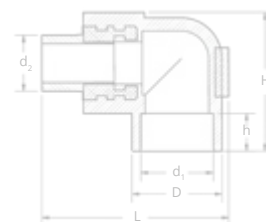
code	Ø (mm)	d1 (mm)	d2 (pulg / in)	D (mm)	h (mm)	H (mm)	L (mm)				€/U
841011620	16x1/2"	16	1/2"	30,5	13	45	70,5	10	70	7.103	6,105
841012020	20x1/2"	20	1/2"	31	14,5	49	62	10	70	6.984	5,761
841012520	25x1/2"	25	1/2"	35,5	16	52,5	82,5	10	50	5.937	6,449
841012525	25x3/4"	25	3/4"	35,5	16	53	80	5	40	5.730	9,369
841013225	32x3/4"	32	3/4"	45,5	18	62	79	5	30	4.240	10,104
841013232	32x1"	32	1"	45,5	18	67	96	4	20	5.110	17,306

CODO 90° ROSCA HEMBRA PARED
 FEMALE THREADED WALL 90° ELBOW
 COUDE FILETÉ FEMELLE AVEC PATER



code	Ø (mm)	d1 (mm)	d2 (pulg / in)	D (mm)	h (mm)	H (mm)	L (mm)				€/U
831021620	16x1/2"	16	1/2"	33	13	48	47	10	50	3.780	5,093
831022020	20x1/2"	20	1/2"	33	14,5	48	47	10	60	4.347	4,825
831022520	25x1/2"	25	1/2"	33,5	16	48,5	47,5	10	60	4.170	4,825

CODO 90° ROSCA MACHO PARED
MALE THREADED WALL 90° ELBOW
COUDE FILETÉ MÂLE AVEC PATER



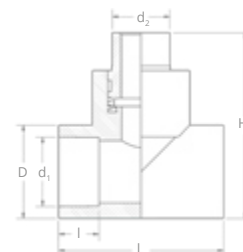
code	Ø (mm)	d1 (mm)	d2 (pulg / in)	D (mm)	h (mm)	H (mm)	L (mm)				€/U
832012020	20x1/2"	20	1/2"	33	14,5	48	67,5	10	50	5.339	6,498
832012520	25x1/2"	25	1/2"	33,5	16	48	68	10	50	5.068	6,498

TE ROSCA HEMBRA
FEMALE THREADED TEE
TE FILETÉ FEMELLE



code	Ø (mm)	d1 (mm)	d2 (pulg / in)	D (mm)	H (mm)	I (mm)	L (mm)				€/U
829021620	16x1/2"x16	16	1/2"	30,5	51,5	13	53	10	60	5.368	5,244
829022020	20x1/2"x20	20	1/2"	30,5	51,5	14,5	53,5	10	70	4.895	5,241
829022520	25x1/2"x25	25	1/2"	35,5	53,5	16	67,5	10	50	3.941	6,194
829022525	25x3/4"x25	25	3/4"	35	56,5	16	63	10	40	3.778	7,425
829023225	32x3/4"x32	32	3/4"	42,5	67,5	18	74,5	5	25	3.039	8,526
829023232	32x1"x32	32	1"	45	77,5	18	74,5	4	20	3.010	14,982
829024020	40x1/2"x40	40	1/2"	55,0	73,0	20,5	86,0	5	20	3.074	9,938
829024025	40x3/4"-40	40	3/4"	55,0	73,0	20,5	86,0	5	20	3.074	13,229
829025025	50-3/4"-50	50	3/4"	65,5	75,5	23,5	95,5	2	12	2.362	14,361
829026325	63-3/4"-63	63	3/4"	82	102	27,5	115	2	6	2.110	21,445

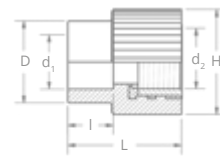
TE ROSCA MACHO
MALE THREADED TEE
TE FILETÉ MÂLE



code	Ø (mm)	d1 (mm)	d2 (pulg / in)	D (mm)	H (mm)	I (mm)	L (mm)				€/U
840011620	16x1/2"x16	16	1/2"	30,5	66,5	13	53	10	60	6.070	6,616
840012020	20x1/2"x20	20	1/2"	31	66,5	14,5	52,5	10	60	6.278	6,515
840012520	25x1/2"x25	25	1/2"	35	72	16	63	10	40	4.858	7,868
840012525	25x3/4"x25	25	3/4"	35	73,5	16	62,5	10	40	5.690	9,255
840013225	32x3/4"x32	32	3/4"	44,5	84,5	18	74,5	5	20	4.090	10,888
840013232	32x1"x32	32	1"	45	94	18	74,5	4	16	4.458	17,790



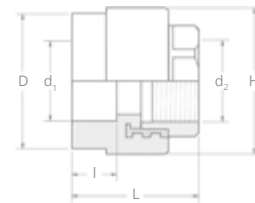
MANGUITO ROSCA HEMBRA
 FEMALE THREADED COUPLING
 RACCORD FILETÉ FEMELLE



TIPO A / TYPE A

code	type	Ø (mm)	d1 (mm)	d2 (pulg / in)	D (mm)	H (mm)	I (mm)	L (mm)				€/U	
827021620	A	16x1/2"	16	1/2"	29	38	13	40,5	10	100		5.690	4,544
827022020	A	20x1/2"	20	1/2"	29	37,5	14,5	40	10	100		5.528	4,359
827022025	A	20x3/4"	20	3/4"	29	44	14,5	40,5	10	80		5.556	5,147
827022520	A	25x1/2"	25	1/2"	34,5	40	16	42	10	90		5.394	4,869
827022525	A	25x3/4"	25	3/4"	34,5	44,5	16	40,5	10	80		5.545	5,265

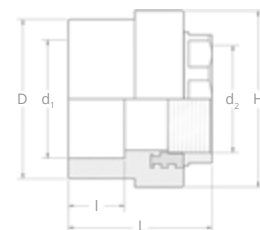
MANGUITO ROSCA HEMBRA
 FEMALE THREADED COUPLING
 RACCORD FILETÉ FEMELLE



TIPO B / TYPE B

code	type	Ø (mm)	d1 (mm)	d2 (pulg / in)	D (mm)	H (mm)	I (mm)	L (mm)				€/U	
827023220	B	32x1/2"	32	1/2"	46	51,5	18	44,5	5	50		4.156	6,989
827023225	B	32x3/4"	32	3/4"	46	51,5	18	44,5	5	50		4.256	7,853
827023232	B	32x1"	32	1"	47,5	60,5	18	60,5	5	30		6.850	15,672
827024032	B	40x1"	40	1"	64,5	71	20,5	56,5	3	24		6.346	18,964
827024040	B	40x1 1/4"	40	1 1/4"	65	75	20,5	61,5	3	18		5.830	27,584

MANGUITO ROSCA HEMBRA
 FEMALE THREADED COUPLING
 RACCORD FILETÉ FEMELLE



TIPO C / TYPE C

code	type	Ø (mm)	d1 (mm)	d2 (pulg / in)	D (mm)	H (mm)	I (mm)	L (mm)				€/U	
827025050	C	50x1 1/2"	50	1 1/2"	68	80,5	23,5	66,5	3	15		5.950	32,131
827026363	C	63x2"	63	2"	83,5	92,5	27,5	77,5	2	8		4.090	38,870
827027575	C	75x2 1/2"	75	2 1/2"	98	119,5	30	79,5	1	6		5.110	69,936
827029090	C	90 - 3"	90	3"	119	143	33	102,5	1	3		4.960	129,992
827020110	C	110-4"	110	4"	154	157,5	37	119	1	3		6.109	149,913

MANGUITO ROSCA MACHO
MALE THREADED COUPLING
RACCORD FILETÉ MÂLE



TIPO A / TYPE A

code	type	Ø (mm)	d1 (mm)	d2 (pulg / in)	D (mm)	H (mm)	I (mm)	L (mm)				€/U
828011620	A	16x1/2"	16	1/2"	29	37	15	55	10	90	6.381	5,973
828012020	A	20x1/2"	20	1/2"	29	37	15	55	10	90	6.279	5,868
828012025	A	20x3/4"	20	3/4"	29	39	15,5	56	10	80	7.760	7,284
828012520	A	25x1/2"	25	1/2"	34,5	39	16	56	10	80	6.024	6,504
828012525	A	25x3/4"	25	3/4"	34,5	38,5	16	56	10	80	7.812	8,688

MANGUITO ROSCA MACHO
MALE THREADED COUPLING
RACCORD FILETÉ MÂLE



TIPO B / TYPE B

code	type	Ø (mm)	d1 (mm)	d2 (pulg / in)	D (mm)	H (mm)	I (mm)	L (mm)				€/U
828013225	B	32x3/4"	32	3/4"	46	51,5	17,5	60	5	40	4.836	9,562
828013232	B	32x1"	32	1"	47	59	19,5	68,5	5	30	6.250	15,997
828014032	B	40x1"	40	1"	65	70,5	16,5	65,5	3	18	4.300	21,508
828014040	B	40x1 1/4"	40	1 1/4"	65	75	16,5	83	3	18	7.450	30,876

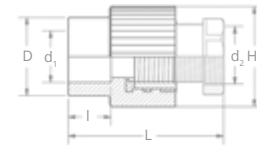
MANGUITO ROSCA MACHO
MALE THREADED COUPLING
RACCORD FILETÉ MÂLE



TIPO C / TYPE C

code	type	Ø (mm)	d1 (mm)	d2 (pulg / in)	D (mm)	H (mm)	I (mm)	L (mm)				€/U
828015050	C	50x1 1/2"	50	1 1/2"	68	75,5	23,5	88	2	12	5.170	39,875
828016363	C	63x2"	63	2"	82	82	27,5	99,5	2	10	5.650	49,895
828017575	C	75x2 1/2"	75	2 1/2"	97	97	30	103,5	1	6	5.350	81,587
828019090	C	90 - 3"	90	3"	119	119,0	33	130	1	3	4.552	147,855
828010110	C	110-4"	110	4"	153	153	37	158	1	2	6.306	226,798

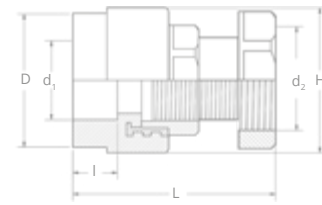
ENLACE RECTO TUERCA LOCA H.
ADAPTOR WITH FREE NUT
ROCCORD FILETE FEMALE A VEX ÉCROU DÉTACHÉ



TIPO A / TYPE A

code	type	∅ (mm)	d1 (mm)	d2 (pulg / in)	D (mm)	H (mm)	I (mm)	L (mm)				€/U
827032025	A	20 - 3/4"	20	3/4"	29	37,5	14,5	54	10	80	9.843	10,772
827032525	A	25 - 3/4"	25	3/4"	34,5	40	16	55,5	10	60	7.649	11,437
827032032	A	20 - 1"	20	1"	30	44	14,5	58,5	10	60	10.990	16,221
827032532	A	25 - 1"	25	1"	34,5	44,5	16	57	10	40	7.330	16,216

ENLACE RECTO TUERCA LOCA H.
ADAPTOR WITH FREE NUT
ROCCORD FILETE FEMALE A VEX ÉCROU DÉTACHÉ



TIPO B / TYPE B

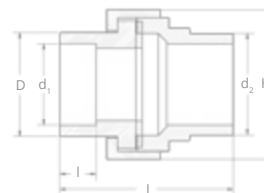
code	type	∅ (mm)	d1 (mm)	d2 (pulg / in)	D (mm)	H (mm)	I (mm)	L (mm)				€/U
827033232	B	32 - 1"	32	1"	46	51	18	64	5	30	5.980	18,988
827033240	B	32 - 1 1/4"	32	1 1/4"	47,5	60,5	18	84	5	20	8.830	33,154
827034040	B	40 - 1 1/4"	40	1 1/4"	65	71	20,5	75	6	18	8.280	39,339

CONECTOR UNIVERSAL
UNIVERSAL ADAPTER
RACCORD MIXTE LAITON



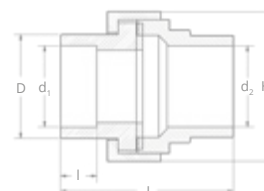
code	∅ (mm)	d (mm)	D (mm)	H (mm)	I (mm)	L (mm)			€/U
846000020	20	20	27,5	50	14,5	62,5	25	6.625	27,925
846000025	25	25	36	54	16	68,5	25	8.050	31,780
846000032	32	32	41,5	68	18	69,5	20	10.130	45,547
846000040	40	40	53	86	20,5	73,5	12	9.982	73,956
846000050	50	50	58	96	23,5	78	8	7.514	93,075
846000063	63	63	73	116	27,5	87	5	7.885	148,557
846000075	75	75	88	138	30	94	4	8.554	199,815
846000090	90	90	109	175	33	101	2	6.332	379,909
846000110	110	110	130	202	37	108	2	8.136	470,190

CONECTOR ROSCA MACHO
MALE THREADED ADAPTER
RACCORD MIXTE LAITON MÂLE



code	Ø (mm)	d1 (mm)	d2 (pulg / in)	D (mm)	H (mm)	I (mm)	L (mm)			€/U
847100020	20 x 1/2	20	1/2"	27,5	37,5	14,5	53	40	6.874	28,176
847300020	20 - 3/4'	20	3/4'	28,1	45,9	14,5	70	40	6.150	29,343
847100025	25 x 3/4	25	3/4"	36	48	16	60	30	8.638	31,084
847300025	25 - 1'	25	1'	33,9	50,8	16	75,3	30	9.339	31,360
847100032	32 x 1	32	1"	41,5	54	18	65	20	7.858	45,864
847300032	32 - 1 1/4'	32	1 1/4'	39,7	64,9	18	81,5	20	10.158	50,901
847100040	40 x 1 1/4	40	1 1/4"	53	67	20,5	71	12	7.565	75,233
847300040	40 - 1 1/2'	40	1 1/2'	49,2	80	20,5	84,7	12	8.487	84,183
847100050	50 x 1 1/2	50	1 1/2"	58	76	23,5	85,5	8	6.164	105,889
847300050	50 - 2'	50	2'	58,9	89,9	23,5	92,5	8	8.676	111,340
847100063	63 x 2	63	2"	73	92,5	27,5	96	6	7.731	159,932
847300063	63 - 2 1/2'	63	2 1/2'	73,9	109,9	27,5	96,5	6	10.131	183,719
847100075	75 x 2 1/2	75	2 1/2"	88	90	30	138	4	9.773	256,349

CONECTOR ROSCA HEMBRA
FEMALE THREADED ADAPTER
RACCORD MIXTE LAITON FEMELLE



code	Ø (mm)	d1 (mm)	d2 (pulg / in)	D (mm)	H (mm)	I (mm)	L (mm)			€/U
847200020	20 - 1/2	20	1/2"	27,5	50	14,5	55	40	11.069	27,214
847000020	* 20 - 3/4	20	3/4"	27,5	50	14,5	64	40	11.173	28,826
847200025	25 - 3/4	25	3/4"	36	54	16	58	30	9.182	30,785
847000025	25 - 1	25	1"	36	54	16	66,64	30	9.070	29,974
847200032	32 - 1	32	1"	41,5	68	18	57,5	20	10.885	45,864
847000032	* 32 - 1 1/4	32	1 1/4"	41,5	68	18	68	20	10.610	40,971
847200040	40 - 1 1/4	40	1 1/4"	53	86	20,5	60	12	9.159	75,233
847000040	* 40 - 1 1/2	40	1 1/2"	53	86	20,5	72	12	9.478	73,048
847200050	50 - 1 1/2	50	1 1/2"	58	96	23,5	71	8	8.550	106,429
847200063	63 - 2	63	2"	73	116	27,5	75,07	6	7.827	144,061
847200075	75 - 2 1/2	75	2 1/2"	88	138	30	79	4	9.453	195,356
847000075	* 75 - 3	75	3"	88	138	30	84	4	8.690	191,463

(*) Disponibles hasta fin de existencias / (*) Available while stocks last / (*) Disponible jusqu'à épuisement des stocks





HERRAMIENTAS Y ACCESORIOS




BATERÍAS Y COLECTORES



SISTEMA PE-100

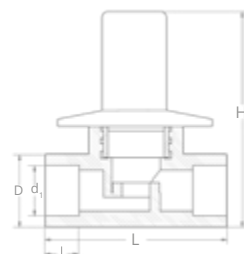


SISTEMA PP-R



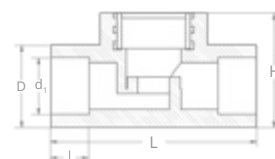
VALVULAS PP-R
PP-R VALVES

LLAVE CON EMBELLECEDOR
STOPCOCK EMBELLISHED
 VANEE T DE RÉGULATION CACHÉE



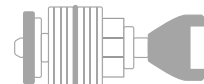
code	Ø (mm)	d1 (mm)	D (mm)	H (mm)	l (mm)	L (mm)				€/U
836002020	20x3/4"	20	29,5	93	14,5	74	6	18	5.630	25,997
836002525	25x3/4"	25	35	97,5	16	83	6	18	6.040	26,548
836003232	32x1"	32	42,5	103	18	97,5	5	10	4.583	35,519

CUERPO LLAVE
STOPCOCK BODY
 VANNE DE COUPE



code	Ø (mm)	d1 (mm)	D (mm)	H (mm)	l (mm)	L (mm)				€/U
837002034	20x3/4"	20	29,5	45,5	14,5	74	6	48	4.497	7,116
837002534	25x3/4"	25	35	49	16	83	6	36	3.968	7,947
837003232	32x1"	32	42,5	54,5	18	97,5	5	20	3.010	11,231

MOLDURA LLAVE EMBELLECEDOR
STOPCOCK MOULDING
 MECANISME VANNE



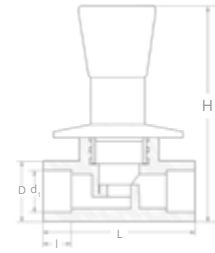
code	Ø (pulg/in)				€/U
838003434	3/4"	1	100	9.500	9,295
838003232	1"	1	100	16.713	11,984

EMBELLECEDOR LLAVE
STOPCOCK EMBELLISHER
 VANEE EMBELLISEUR



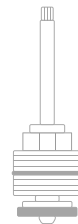
code	Ø				€/U
839003434	20-25-32 (3/4" - 1")	1	40	4.655	10,914

LLAVE EMBELLECEDOR ASTA LARGA
STOPCOCK EMBELLISHED LONG HANDLE
VANNÈ A ROBINET



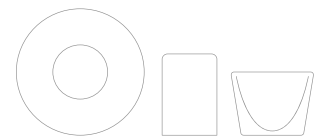
code	Ø (mm)	d1 (mm)	D (mm)	H (mm)	I (mm)	L (mm)				€/U
836500020	20x3/4"	20	29,5	116	14,5	74	6	12	5.625	31,967
836500025	25x3/4"	25	35	119,5	16	83	6	12	5.810	31,967
836500032	32x1"	32	42,5	132,5	18	97,5	5	10	5.775	37,349

MOLDURA LLAVE EMBELLECEDOR ASTA LARGA
STOPCOCK MOULDING LONG HANDLE
MECANISME VANNÈ A ROBINET



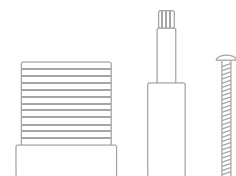
code	Ø (mm)				€/U
838500234	3/4"	1	100	12.213	8,922
838500232	1"	1	100	18.313	13,900

EMBELLECEDOR LLAVE ASTA LARGA
STOPCOCK EMBELLISHER
WITH LONG HANDLE
VANEÈ EMBELLISEUR A ROBINET



code	Ø (mm)				€/U
839022532	20-25-32 (3/4" - 1")	1	30	7.430	16,939

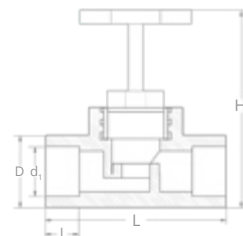
PROLONGADOR LLAVE ASTA LARGA
STOPCOCK EMBELLISHER EXTENSION
KIT AUGMENTATION ROBINET



code	Ø (mm)				€/U
840000234	20-25-32 (3/4" - 1")	1	150	9.783	8,692

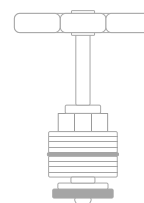


LLAVE CIERRE LATÓN
BRASS STOPCOCK
VANNÈ À VOLANT



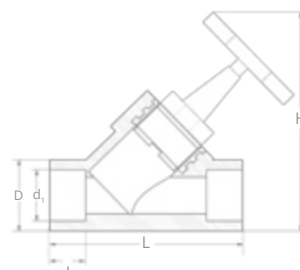
code	Ø (mm)	d1 (mm)	D (mm)	H (mm)	I (mm)	L (mm)				€/U
836202034	20x3/4"	20	29,5	114,5	14,5	74	6	18	3.705	17,904
836202534	25x3/4"	25	35	118	16	83	6	18	3.975	17,954
836203232	32x1"	32	42,5	130,5	18	97,5	5	10	4.273	27,470
836204040	40x1 1/4"	40	49,5	115	20,5	115	1	5	4.409	98,969

KIT MOLDURA LLAVE CIERRE LATÓN
KIT BRASS MOULDING SHORT STOPCOCK
MECANISME VANNÈ À VOLANT



code	Ø (pulg/in)			€/U
838110025	3/4"	50	5.780	11,151
838110032	1"	40	6.510	17,532

LLAVE INCLINADA
ANGLED STOPCOCK
VANNÈ À VOLANT INCLINÉE



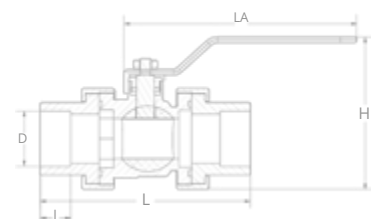
code	Ø (mm)	d1 (mm)	D (mm)	H (mm)	I (mm)	L (mm)				€/U
836102034	20x3/4"	20	34	119	14,5	89,2	10	20	6.620	21,701
836102534	25x3/4"	25	34	119	16	89,2	10	20	6.510	21,701
836103232	32x1"	32	43	134	18	111,7	5	10	4.493	33,035

CUERPO LLAVE INCLINADA
ANGLED STOPCOCK BODY
VANNÈ DE COUPE INCLINÉE



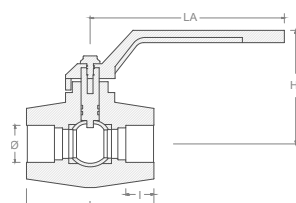
code	Ø (mm)	d1 (mm)	D (mm)	H (mm)	I (mm)	L (mm)				€/U
837102034	20x3/4"	20	34	66	14,5	89,2	10	30	3.741	10,621
837102534	25x3/4"	25	34	66	16	89,2	10	30	3.568	11,002
837103232	32x1"	32	43	80	18	111,7	6	18	3.129	22,008

**LLAVE BOLA DESMONTABLE
C/CUELLO BRIDA**
REMOVABLE VALVE BALL
VANNÈ AMOVIBLE



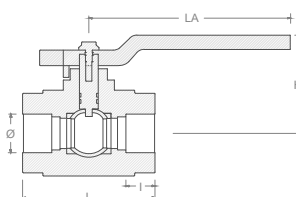
code	Ø (mm)	D (mm)	H (mm)	I (mm)	L (mm)	LA (mm)			€/U
836420020	20	20	69,5	14,5	101	101,5	30	9.760	19,996
836420025	25	25	78,5	16	111,5	103	25	11.460	27,968
836420032	32	32	89,5	18	120	121	15	10.760	39,987
836420040	40	40	106	20,5	138	151,5	8	6.915	67,938
836420050	50	50	125,5	23,5	148,5	162	6	10.665	111,114
836420063	63	63	150,5	27,5	164	165,5	3	8.847	175,287

VÁLVULA BOLA LATÓN
STOPCOCK VALVE BRASS BALL
VANNÈ DE SPHERE



code	Ø (mm)	HL (mm)	I (mm)	L (mm)	LA (mm)				€/U
836400020	20	60	14,5	67,5	102	1	30	2.925	13,964
836400025	25	60	16	70,5	102	1	25	1.795	18,607
836400032	32	64	18	79,5	102	1	16	2.933	24,803
836400040	40	78	20,5	94	120	1	8	3.005	66,474

VÁLVULA BOLA LLAVE LATÓN
STOPCOCK VALVE BRASS BALL
VANNÈ DE SPHERE



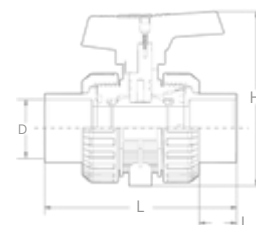
code	Ø (mm)	HL (mm)	I (mm)	L (mm)	LA (mm)				€/U
836400050	50	83	23,5	109	120	1	6	3.381	91,020
836400063	63	103	27,5	130	146	1	3	3.700	149,951
836400075	75	110	30	151	146	1	2	3.053	250,165
836400090	90	127	33	185	248	1	2	4.741	334,675
836400110	110	135	37	213	248	1	2	6.641	546,986
836400125	125	160	50	240	305	1	2	7.750	931,318



VALVULA BOLA PP-H CON CUELLO BRIDA Y SEGURO

STOPCOCK PP-H VALVE WITH ASSURANCE

VANNÈ DE SPHERE AU PPH



code	∅ (mm)	d (mm)	D (mm)	H (mm)	I (mm)	L (mm)			€/U
836700020	20	20	54	83	14,5	102	1	167	(1)
836700025	25	25	64,5	98	16	115,5	1	239	(1)
836700032	32	32	73	108	18,1	128	1	308	(1)
836700040	40	40	85	127,5	20,5	144,5	1	475	(1)
836700050	50	50	97	139,5	23,5	165,5	1	657	(1)
836700063	63	63	120	168,5	27,4	198	1	1.137	(1)

(1) Bajo demanda. Consultar precio y disponibilidad. / (1) On request. Check availability and price / (1) Sur Demande. Vérifier le Prix et la disponibilité

VÁLVULA DE MARIPOSA EMBRIDADA

FLANGED BUTTERFLY VALVE

VANNÈ PAPILLON À BRIDES PPH



DN80 - DN200 (PN10)




DN250 (PN6)

**code	∅ (mm)	DN (mm)	PN (bar)		€/U
750301090	90	80	10	1	(1)
750301110	110	100	10	1	(1)
750301125	125 - 140	125	10	1	(1)
750301160	160	150	10	1	(1)
750301200	200 - 225	200	10	1	(1)
* 750301251	250	250	6	1	(1)

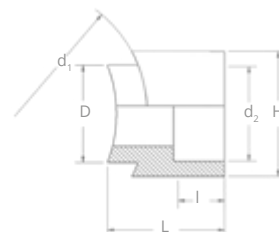
(*) Presión de trabajo SDR17 / (*) Working pressure SDR17

(1) Bajo demanda. Consultar precio y disponibilidad. / (1) On request. Check availability and price / (1) Sur Demande. Vérifier le Prix et la disponibilité



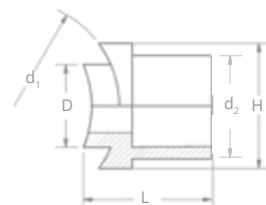
DERIVACIONES PP-R
PP-R SADDLE ADAPTATORS



DERIVACIÓN SALIDA HEMBRA
FEMALE SADDLE ADAPTOR
DERIVATION SELLE FEMELLE



code	Ø (mm)	d1 (mm)	d2 (mm)	D (mm)	H (mm)	I (mm)	L (mm)				€/U
840004020	40-20	40	20	20-25	37,50	14,5	40,50	5	75	1.416	2,456
840005020	50-20	50	20	20-25	37,5	14,5	36,00	5	75	1.353	2,456
840006320	63-20	63	20	20-25	38,00	14,5	37,50	5	75	1.374	2,456
840007520	75-20	75	20	20-25	37,50	14,5	38,00	5	75	1.408	2,456
840009020	90-20	90	20	20-25	37,50	14,5	40,00	5	75	1.420	2,456
840011020	110-20	110	20	20-25	38,50	14,5	40,50	5	75	1.384	2,456
840112520	125-20	125	20	20-25	38,00	14,5	43,00	5	50	1.061	2,456
840116020	160-20	160-400	20	20-25	38,00	14,5	46,00	5	70	1.404	2,456
840004025	40-25	40	25	20-25	38,00	16	41,50	5	75	1.565	2,837
840005025	50-25	50	25	20-25	38,00	16	37,50	5	75	1.519	2,837
840006325	63-25	63	25	20-25	38,50	16	38,00	5	75	1.473	2,837
840007525	75-25	75	25	20-25	37,50	16	40,00	5	75	1.530	2,837
840009025	90-25	90	25	20-25	38,00	16	40,50	5	60	1.289	2,837
840011025	110-25	110	25	20-25	39,00	16	41,00	5	45	987	2,837
840112525	125-25	125	25	20-25	37,50	16	44,00	5	50	1.131	2,837
840116025	160-25	160-400	25	20-25	38,00	16	47,00	5	70	1.552	2,837
840005032	50-32	50	32	32	42,50	18	43,00	5	75	2.195	3,792
840006332	63-32	63	32	32	42,50	18	42,50	5	75	2.127	3,792
840007532	75-32	75	32	32	42,50	18	41,50	5	60	1.727	3,792
840009032	90-32	90	32	32	42,50	18	43,00	5	45	1.412	3,792
840011032	110-32	110	32	32	42,50	18	44,00	5	45	1.381	3,792
840112532	125-32	125	32	32	42,50	18	48,00	5	45	1.459	3,792
840116032	160-32	160-400	32	32	42,50	18	50,00	5	70	2.186	3,792
840007540	75-40	75	40	40	51,50	20,5	47,00	5	45	2.131	4,944
840009040	90-40	90	40	40	51,50	20,5	46,50	5	35	1.685	4,944
840011040	110-40	110	40	40	51,50	20,5	48,00	5	35	1.713	4,944
840112540	125-40	125	40	40	51,50	20,5	52,50	5	40	2.032	4,944
840116040	160-40	160-400	40	40	51,50	20,5	54,00	5	40	2.063	4,944
840011050	110-50	110	50	50	68,00	23,5	51,50	5	25	2.206	5,577
840112550	125-50	125	50	50	67,50	23,5	53,00	3	27	2.363	5,577
840116050	160-50	160-400	50	50	68,00	23,5	54,50	5	20	1.827	5,577
840011063	110-63	110	63	63	83,50	27,5	60,00	6	12	1.744	9,552
840112563	125-63	125	63	63	82,00	27,5	60,50	3	15	2.245	9,552
840116063	160-63	160-400	63	63	82,00	27,5	61,00	4	16	2.314	9,552

DERIVACIÓN SALIDA MACHO
MALE SADDLE ADAPTOR
DERIVATION SELLE MÂLE

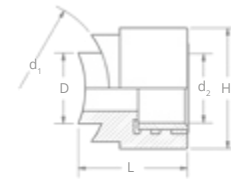


code	Ø (mm)	d1 (mm)	* d2 (mm)	D (taladro) (mm)	H (mm)	L (mm)			€/U
841009063	90-63	90	63	50,0	67,5	63,5	12	1.361	17,961
841011063	110-63	110	63	50,0	67,0	87,0	12	1.400	17,961
841012563	125-63	125	63	50,0	67,0	80,0	12	1.400	17,607
841016063	160-63	160	63	50,0	67,0	82,0	12	1.400	17,607
841020063	200-63	200	63	50,0	67,0	86,0	12	1.400	17,607
841025063	250-63	250	63	50,0	68,5	90,0	12	1.410	17,607
841031563	315-63	315	63	50,0	68,0	96,0	12	1.469	18,110
841040063	400-63	400	63	50,0	68,0	97,0	12	1.471	17,668
841009075	90-75	90	75	63	82,1	96	10	1.835	21,592
841011075	110-75	110	75	63,0	82,0	95,0	12	2.000	21,592
841012575	125-75	125	75	63,0	82,0	90,0	10	1.830	20,984
841016075	160-75	160	75	63,0	82,0	95,0	12	2.000	20,984
841020075	200-75	200	75	63,0	82,0	92,0	12	2.000	20,984
841025075	250-75	250	75	63,0	83,0	95,0	12	2.084	20,984
841031575	315-75	315	75	63,0	83,5	100,5	12	2.156	21,128
841040075	400-75	400	75	63,0	83,5	100,5	12	2.168	21,128
841011090	110-90	110	90	75	101,6	111,1	8	2.146	26,073
841012590	125-90	125	90	75,0	101,5	111,5	8	2.292	26,015
841016090	160-90	160	90	75,0	101,0	103,5	8	2.188	26,015
841020090	200-90	200	90	75,0	101,5	105,0	8	2.196	26,015
841025090	250-90	250	90	75,0	101,0	108,5	8	2.204	26,396
841031590	315-90	315	90	75,0	101,0	112,5	8	2.252	26,396
841016011	160-110	160	110	87,0	120,0	113,0	3	1.530	46,719
841020011	200-110	200	110	87,0	120,0	113,0	3	1.515	46,719
841025011	250-110	250	110	87,0	121,0	118,5	3	1.535	46,719
841031511	315-110	315	110	87,0	121,0	121,5	3	1.530	47,889
841040011	400-110	400	110	87,0	121,5	121,5	3	1.522	46,719

(*) En matriz soldasientos seleccionar un diámetro (D) menor que el diámetro (d2) de la derivación macho.
 (*) In a saddle dies select a diameter (D) smaller than the diameter (d2) of the male saddle adaptor.
 (*) Dans une matrice à selle choisir un diamètre (D) inférieur au diamètre (d2) de l'adaptateur de selle mâle

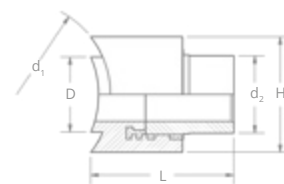


DERIVACIÓN ROSCA HEMBRA
FEMALE THREADED SADDLE ADAPTOR
DERIVATION SELLE FILETÉ FEMELLE



code	Ø (mm)	d1 (mm)	d2 (pulg / in)	D (mm)	H (mm)	L (mm)				€/U
845104012	40 x 1/2"	40	1/2"	20 - 25	37,50	42,00	5	75	3.983	6,994
845105012	50 x 1/2"	50	1/2"	20 - 25	38,00	37,50	5	75	3.966	6,994
845106312	63 x 1/2"	63	1/2"	20 - 25	38,00	39,00	5	75	4.020	6,994
845107512	75 x 1/2"	75	1/2"	20 - 25	38,50	39,50	5	75	4.073	6,994
845109012	90 x 1/2"	90	1/2"	20 - 25	38,00	40,50	5	75	3.981	6,994
845111012	110 x 1/2"	110	1/2"	20 - 25	38,00	42,00	5	75	4.008	6,994
845112512	125 x 1/2"	125	1/2"	20 - 25	38,00	43,50	5	45	2.543	6,994
845116012	160 x 1/2"	160-400	1/2"	20 - 25	38,00	47,50	5	70	3.906	6,994
845104034	40 x 3/4"	40	3/4"	20 - 25	43,00	41,50	5	75	5.288	8,962
845105034	50 x 3/4"	50	3/4"	20 - 25	42,50	37,50	5	65	4.609	8,962
845106334	63 x 3/4"	63	3/4"	20 - 25	43,00	38,50	5	65	4.559	8,962
845107534	75 x 3/4"	75	3/4"	20 - 25	43,00	40,00	5	65	4.650	8,962
845109034	90 x 3/4"	90	3/4"	20 - 25	43,00	40,50	5	45	3.275	8,962
845111034	110 x 3/4"	110	3/4"	20 - 25	43,00	41,50	5	45	3.281	8,962
845112534	125 x 3/4"	125	3/4"	20 - 25	43,00	43,50	5	45	3.269	8,962
845116034	160 x 3/4"	160-400	3/4"	20 - 25	42,50	47,00	5	70	5.013	12,286
845107532	75 x 1"	75	1"	40	57,00	51,00	5	40	7.930	17,578
845109032	90 x 1"	90	1"	40	57,00	52,00	5	35	7.950	17,578
845111032	110 x 1"	110	1"	40	57,00	52,00	5	35	7.740	17,578
845112532	125 x 1"	125	1"	40	57,00	56,00	5	35	7.215	17,578
845116032	160 x 1"	160-400	1"	40	57,00	57,50	5	30	6.250	17,578

DERIVACIÓN ROSCA MACHO
MALE THREADED SADDLE ADAPTOR
DERIVATION SELLE FILETÉ MÂLE



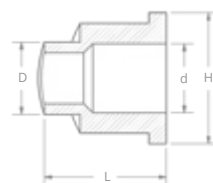
code	Ø (mm)	d1 (mm)	d2 (pulg/in)	D (taladro) (mm)	H (mm)	L (mm)				€/U
845205012	50 x 1/2"	50	1/2"	20 - 25	36,00	59,50	5	75	7.985	12,057
845206312	63 x 1/2"	63	1/2"	20 - 25	36,00	59,50	5	75	7.962	12,057
845207512	75 x 1/2"	75	1/2"	20 - 25	36,00	59,50	5	75	7.926	12,057
845209012	90 x 1/2"	90	1/2"	20 - 25	36,00	59,50	5	75	8.041	12,057
845205034	50 x 3/4"	50	3/4"	20 - 25	39,00	59,50	5	75	10.355	15,743
845207534	75 x 3/4"	75	3/4"	20 - 25	39,00	59,50	5	75	10.225	15,743
845209034	90 x 3/4"	90	3/4"	20 - 25	39,00	59,50	5	75	10.260	15,743

INSERTO CON PLETINA
 INSERT WITH PLATTEN
 DERIVATION AVEC PLATEAU



code	∅ (mm)	H (mm)	l (mm)	L (mm)				€/U
845000020	25	60,00	80,00	43,00	10	60	7.301	8,433

INSERTO
 INSERT
 DERIVATION



code	∅ (mm)	D (taladro) (mm)	d (mm)	H (mm)	L (mm)				€/U
845000200	25	25	24,00	45,00	43,00	20	60	1.577	2,427

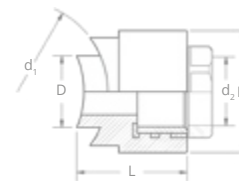
PLETINA PARA BATERIAS
 MANIFOLD PLATTEN
 MANIFOLD PLATEAU



code	∅ (mm)	L (mm)	H (mm)	l (mm)	D (mm)				€/U
849006375	25	80,00	60,00	6,00	38,00	10	60	5.900	5,855

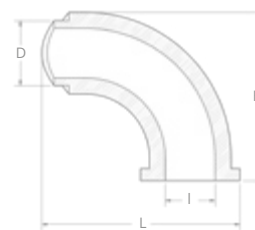


INSERTO CON ROSCA HEMBRA
IFEMALE THREADED SADDLE
DERIVATION SELLE FILETÉ FEMELLE



code	Ø (mm)	d1 (mm)	d2 (pulg / in)	D (mm)	H (mm)	L (mm)				€/U
845007534	63-75 x 3/4"	63 - 75	3/4"	20 - 25	44,00	52,00	10	60	6.785	8,925

DERIVACIÓN CURVA
CURVE DERIVATION
DERIVATION COURBE



code	Ø (mm)	D (taladro) (mm)	I (mm)	H (mm)	L (mm)				€/U
845206375	50-63/75	20 - 25	21	85	101,5	5	30	2.516	6,144
845290110	90-110	20 - 25	21	83,8	104	5	30	2.485	6,203

SALVATUBOS
CROSSOVER
CROISEMENT



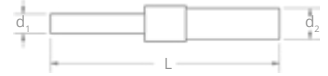
code	Ø (mm)	D (mm)	L (mm)			€/U
835001616	16	20	280,00	50	1.850	1,997
835002020	20	20	280,00	40	2.170	2,214
* 835002021	20	16	280,00	40	1.890	2,045
835002525	25	20	280,00	30	2.380	2,999
835003232	32	20	280,00	16	2.138	4,298

(*) Disponibles hasta fin de existencias / (*) Available while sotcks last / (*) Disponible jusqu'à épuisement des stocks

TAPÓN DE REPARACIÓN

REPAIR CAP

BOUCHON DE RÉPARATION



code	∅ (mm)	d1 (mm)	d2 (mm)	L (mm)				€/U
843000711	7x11	7	11	83	100	200	1.400	1,138

COLECTOR

MANI FOLD

NOURRICES

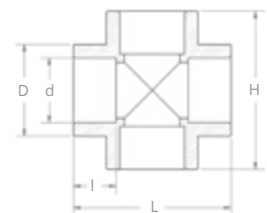


code	∅ (mm)	d1 (mm)	D (mm)	l (mm)	L (mm)				€/U
840043216	32 - 16	32	43,5	16	243,5	5	15	2.380	8,053
840043220	32 - 20	32	43,5	20	243,5	5	15	2.275	8,053

CRUZ

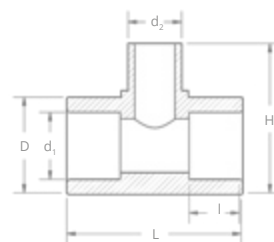
CROSS

TRAVERSER



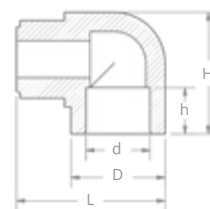
code	∅ (mm)	d1 (mm)	D (mm)	H (mm)	l (mm)	L (mm)				€/U
853000020	20	20	27	52	14,5	53	10	80	1.819	2,250
853000025	25	25	34,5	59	16	59	10	50	1.936	2,469
853000032	32	32	42,5	71,5	18	71,5	10	30	2.026	3,440
853000040	40	40	53	83	20,5	83	4	16	1.750	7,487




TE CENTRO MACHO
MALE TEE CENTRE
CENTRE MÂLE TE



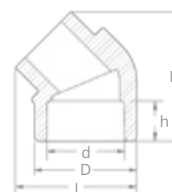
code	Ø (mm)	d1 (mm)	d2 (mm)	D (mm)	H (mm)	I (mm)	L (mm)				€/U
844202020	20x20x20	20	20,3	30	45	14,5	52,5	10	80	1.923	0,925




CODO 90° MACHO/HEMBRA
MALE/FEMALE 90° ELBOW
COUDE 90° MÂLE/FEMELLE



code	Ø (mm)	d (mm)	D (mm)	h (mm)	H (mm)	L (mm)				€/U
833001616	16	16	25	13	34	33,5	10	150	1.644	1,307
833002020	20	20	30	14,5	39	49,5	10	100	2.053	0,948
833002525	25	25	34	16	43,5	57	10	100	2.855	1,664
833003232	32	32	43	18	56	59,5	10	40	2.115	2,682
833004040	40	40	53	20,5	67,5	71,5	6	24	2.096	4,432

CODO 45° MACHO/HEMBRA
MALE/FEMALE 45° ELBOW
COUDE 45° MÂLE/FEMELLE



code	Ø (mm)	d (mm)	D (mm)	h (mm)	H (mm)	L (mm)				€/U
834002020	20	20	29	14,5	48	39,5	10	100	1.566	1,122
834002525	25	25	34,5	16	46	41,5	10	80	1.569	1,888
834003232	32	32	43	18	56	52,5	10	40	1.575	2,801
834004040	40	40	52,5	20,5	65	61	6	24	1.589	4,633



**ACCESORIOS
ELECTROSOLDABLES
PP-R**

**ELECTROFUSION
PP-R FITTINGS**

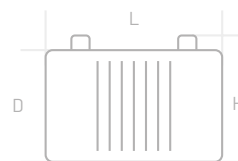
Escanea el código y visualiza el tutorial de instalación de accesorios electrosoldables

Scan the code to view the electrofusion tutorial instructions

Scannez le code pour voir les instructions du tutoriel d'électrofusion

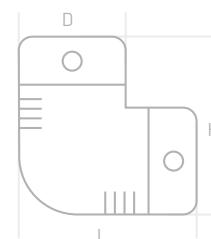


MANGUITO ELECTROSOLDABLE ELECTROFUSION SOCKET MANCHON ÉLECTROSOUDABLE



code	∅ (mm)	H (mm)	L (mm)	D (mm)				€/U
848000025	25	56	73	41	1	26	2.410	18,173
848000032	32	61,5	81	49	1	30	2.130	19,470
848000040	40	74	93	55,5	1	20	2.460	22,906
848000050	50	87,5	100,5	71,5	1	12	2.460	24,992
848000063	63	103,5	118	86	1	8	2.415	26,876
848000075	75	119	130	104,5	1	10	4.800	38,619
848000090	90	134,5	145	123,5	1	6	4.250	49,743
848000110	110	166	160	150	1	4	4.700	71,153
848000125	125	179,5	182	165	1	12	16.635	113,619
848000160	160	225	189,5	210,5	1	6	14.455	162,253
848000200	200	263	212,5	259	1	2	9.015	257,375
848000250	250	300	212	296	1	2	11.640	474,521
848000315	315	376	290	370	1	1	9.100	660,077

CODO 90° ELECTROSOLDABLE ELECTROFUSION 90° ELBOW COUDE 90° ÉLECTROSOUDABLE



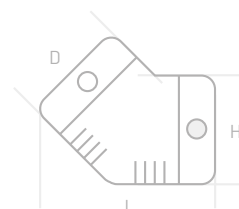
code	∅ (mm)	H (mm)	L (mm)	D (mm)				€/U
848100063	63	138	138	83	1	4	2.035	63,436
848100075	75	161	161	97	1	6	4.950	79,741
848100090	90	179	179	116	1	3	3.870	94,806
848100110	110	215	215	142	1	2	4.510	147,251
848100125	125	232	232	155	1	6	14.030	237,304
848100160	160	295	295	198	1	4	18.785	274,705
848100200	200	-	-	-	1	2	11.746	(1)

(1) Bajo demanda. Consultar precio y disponibilidad. / (1) On request. Check availability and price / (1) Sur Demande. Vérifier le Prix et la disponibilité

CODO 45° ELECTROSOLDABLE

ELECTROFUSION 45° ELBOW

COUDE 45° ÉLECTROSOUDABLE

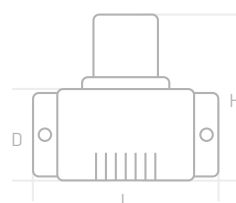


code	Ø (mm)	H (mm)	L (mm)	D (mm)				€/U
848300063	63	125,5	160,5	86	1	4	1.830	57,987
848300075	75	146	183	106	1	6	4.180	87,943
848300090	90	168,5	205	124	1	3	3.200	121,691
848300110	110	203	238,5	150	1	2	3.590	191,528
848300125	125	216	249,5	161	1	8	15.135	243,874
848300160	160	278	321	211	1	4	15.530	292,566

TE ELECTROSOLDABLE

ELECTROFUSION TEE

TE ÉLECTROSOUDABLE

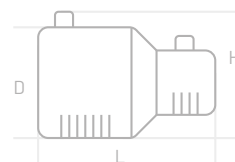


code	Ø (mm)	H (mm)	L (mm)	D (mm)				€/U
848200063	63	165,5	177,5	100	1	3	2.275	69,624
848200075	75	186,5	188	114,5	1	3	3.380	108,244
848200090	90	209,5	225,5	134,5	1	2	3.590	116,372
848200110	110	247,5	246	164,5	1	7	18.515	155,763
848200125	125	260	275,5	178	1	5	17.240	253,828
848200160	160	320,5	365	220,5	1	3	19.240	291,328

REDUCCIÓN ELECTROSOLDABLE

ELECTROFUSION REDUCER

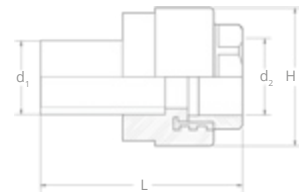
RACORD DE REDUCTION ÉLECTROSOUDABLE



code	Ø (mm)	Dn (mm)	H (mm)	L (mm)				€/U
848406332	63 - 32	82	98,5	127	1	8	1.815	37,493
848406340	63 - 40	82	98,5	126,5	1	8	1.885	38,509
848406350	63 - 50	82,5	100	124	1	8	2.090	46,129
848407563	75 - 63	98,5	114,5	138,5	1	5	1.940	53,033
848409063	90 - 63	126,5	138,5	154,5	1	3	2.060	58,101
848411063	110 - 63	149,5	165,5	191,5	1	15	16.660	105,718
848411075	110 - 75	143,5	160	176	1	21	17.565	108,430
848411090	110 - 90	150,5	165	178	1	16	18.430	112,934
848412590	125 - 90	160,5	179	184,5	1	16	17.540	155,158
848416011	160 - 110	209	220	217	1	6	13.885	185,491

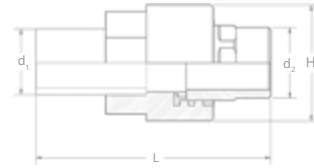


RACORD TRANSICIÓN HEMBRA
 TRANSITION ADAPTER FEMALE THREAD
 RACORD FEMELLE POUR ÉLECTROSOUDABLE



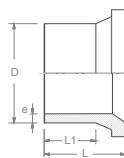
code	∅ (mm)	d1 (mm)	d2 (pulg/in)	H (mm)	L (mm)				€/U
848914040	40x1 1/4"	40	1 1/4"	75	128,5	3	18	1.437	36,477
848915050	50x1 1/2"	50	1 1/2"	80,5	171	3	15	7.788	44,123
848916363	63x2"	63	2"	92,5	180,5	2	8	5.485	49,882
848917575	75x2 1/2"	75	2 1/2"	119,5	177,5	1	6	6.585	94,396
848919090	90 - 3"	90	3"	143	221	1	3	6.177	174,398
848910110	110-4"	110	4"	157,5	260,5	1	3	8.367	214,328

RACORD TRANSICIÓN MACHO
 TRANSITION ADAPTER MALE THREAD
 RACORD MÂLE POUR ÉLECTROSOUDABLE

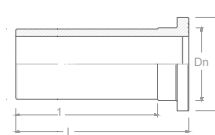


code	∅ (mm)	d1 (mm)	d2 (pulg/in)	H (mm)	L (mm)				€/U
848924040	40x1 1/4"	40	1 1/4"	75	149,5	3	18	8.313	37,247
848925050	50x1 1/2"	50	1 1/2"	75,5	193,5	2	12	7.737	48,812
848926363	63x2"	63	2"	82	203	2	10	7.543	57,878
848927575	75x2 1/2"	75	2 1/2"	97	203	1	6	6.567	97,581
848929090	90 - 3"	90	3"	119	248	1	3	5.772	176,993
848920110	110-4"	110	4"	153	300,5	1	2	7.771	287,622

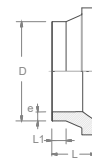
CUELLO BRIDA TOPE LARGO
 LONG STUB FLANGE FUSION
 SUPORT DE BRIDE LONG BOUT À BOUT



TIPO A / TYPE A



TIPO B / TYPE B



TIPO C / TYPE C

code	type	∅ (mm)	D (mm)	e (mm)	L (mm)	L1 (mm)				€/U
849110631	A	63	63	93	115	100	2	8	1.794	16,194
849110751	A	75	75	110,5	120	104	1	4	1.502	22,516
849110901	A	90	90	128,5	119,5	102,5	1	4	2.010	29,591
849111101	B	110	130	156	252,5	200	1	2	4.536	68,628
849112501	B	125	163	186,5	265	200	1	2	7.541	93,962
849150162	A	160	160	14,5	180,1	104,6	1	1	955	99,667
849150200	A	200	200	19,9	187,7	114,5	1	1	1.957	253,824
849150250	A	250	250	25,5	208,1	132,1	1	1	2.717	306,550
849150315	A	315	315	28,60	204,9	135,9	1	1	5.650	671,616
849150355	C*	355	355	32,20	180,0	90,0	1	1	7.730	(1)
176 849150401	C*	400	400	22,7	195,0	98,0	1	1	7.120	(1)

(*) Cuello Brida Corto / (*) Short Flange Neck
 (*) No incluye junta

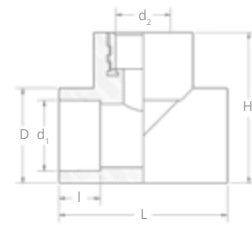
(1) Bajo demanda. Consultar precio y disponibilidad. / (1) On request. Check availability and price / (1) Sur Demande. Vérifier le Prix et la disponibilité



**ACCESORIOS
INOX 316**

**INOX JOINT
316 FITTINGS**

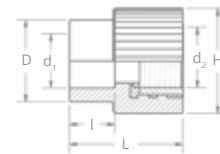
TE ROSCA HEMBRA INOX
FEMALE INOX THREADED TEE
TE FILETÉ FEMELLE INOX



code	Ø (mm)	d1 (mm)	d2 (pulg / in)	D (mm)	H (mm)	I (mm)	L (mm)				€/U
829522020	20x1/2"x20	20	1/2"	30,5	51,5	14,5	53	10	70	4.855	18,240
* 829522520	25x1/2"x25	25	1/2"	35,5	54	16	67,5	10	50	3.895	18,567
829522525	25x3/4"x25	25	3/4"	34,5	56,5	16	62,5	10	40	3.500	25,528
829523225	32x3/4"x32	32	3/4"	45	67,5	18	74,5	5	25	2.919	27,422
829523232	32x1"x32	32	1"	44,5	77	18	74	4	20	4.870	47,253

(*) Disponibles hasta fin de existencias / (*) Available while stocks last / (*) Disponible jusqu'à épuisement des stocks

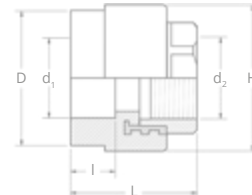
MANGUITO ROSCA HEMBRA INOX
FEMALE INOX THREADED COUPLING
RACCORD FILETÉ FEMELLE INOX



TIPO A / TYPE A

code	type	Ø (mm)	d1 (mm)	d2 (pulg / in)	D (mm)	H (mm)	I (mm)	L (mm)				€/U
827522020	A	20x1/2"	20	1/2"	29	38	14,5	40,5	10	100	5.878	17,600
827522025	A	20x3/4"	20	3/4"	29	44,5	14,5	40	10	80	4.208	24,727
827522520	A	25x1/2"	25	1/2"	34,5	40	16	42	10	90	5.266	18,266
827522525	A	25x3/4"	25	3/4"	34,5	44,5	16	40	10	80	5.193	24,700

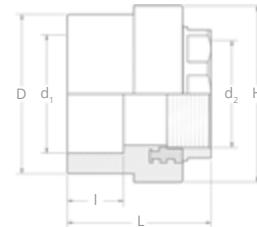
MANGUITO ROSCA HEMBRA INOX
FEMALE INOX THREADED COUPLING
RACCORD FILETÉ FEMELLE INOX



TIPO B / TYPE B

code	type	Ø (mm)	d1 (mm)	d2 (pulg / in)	D (mm)	H (mm)	I (mm)	L (mm)				€/U
827523225	B	32x3/4"	32,00	3/4"	40,30	47,50	18	44,50	5	50	3.458	25,416
827523232	B	32x1"	32	1"	47,5	60	18	60	5	30	6.850	46,284
827524032	B	40x1"	40	1"	64,5	71	20,5	56,5	3	24	6.309	50,415
827524040	B	40x1 1/4"	40	1 1/4"	65	75	20,5	61	3	18	5.650	70,580

MANGUITO ROSCA HEMBRA INOX
FEMALE INOX THREADED COUPLING
RACCORD FILETÉ FEMELLE INOX



TIPO C / TYPE C

code	type	Ø (mm)	d1 (mm)	d2 (pulg / in)	D (mm)	H (mm)	I (mm)	L (mm)				€/U
827525050	C	50x1 1/2"	50	1 1/2"	68	80,5	23,5	66	3	15	5.890	79,459
827526363	C	63x2"	63	2"	83,5	92,5	27,5	77,5	2	8	3.914	80,021
827527575	C	75x2 1/2"	75	2 1/2"	98	119,5	30	80	1	6	5.044	124,512
827529090	C	90 - 3"	90	3"	119,5	144	33	102,5	1	3	4.813	341,776

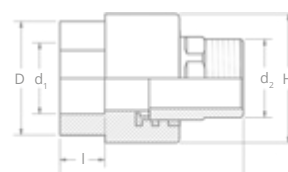
MANGUITO ROSCA MACHO INOX
MALE INOX THREADED COUPLING
RACCORD FILETÉ MÂLE INOX



TIPO A / TYPE A

code	type	Ø (mm)	d1 (mm)	d2 (pulg / in)	D (mm)	H (mm)	I (mm)	L (mm)				€/U
828512020	A	20x1/2"	20	1/2"	29	37	15	55	10	90	6.149	26,595
828512520	A	25x1/2"	25	1/2"	34,5	39	16	56	10	80	7.618	27,508
828512525	A	25x3/4"	25	3/4"	34,5	38,5	16	56	10	80	8.682	29,367

MANGUITO ROSCA MACHO INOX
MALE INOX THREADED COUPLING
RACCORD FILETÉ MÂLE INOX



TIPO B / TYPE B

code	type	Ø (mm)	d1 (mm)	d2 (pulg / in)	D (mm)	H (mm)	I (mm)	L (mm)				€/U
828513225	B	32x3/4"	32,00	3/4"	46	47,50	17,5	60	5	40	4.860	30,271
828513232	B	32x1"	32	1"	47	59,0	19,5	68,5	5	30	6.610	53,469
828514040	B	40x1 1/4"	40	1 1/4"	65	75	16,5	83	3	18	7.270	89,366

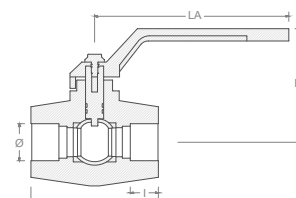
MANGUITO ROSCA MACHO INOX
MALE INOX THREADED COUPLING
RACCORD FILETÉ MÂLE INOX



TIPO C / TYPE C

code	type	Ø (mm)	d1 (mm)	d2 (pulg / in)	D (mm)	H (mm)	I (mm)	L (mm)				€/U
828515050	C	50x1 1/2"	50	1 1/2"	68	75,5	23,5	88	2	12	6.070	97,729
828516363	C	63x2"	63	2"	82	82	27,5	99,5	2	10	5.340	104,916
828517575	C	75x2 1/2"	75	2 1/2"	97	97	30	103,5	1	6	5.182	158,028
828519090	C	90 - 3"	90	3"	119	119	33	130	1	3	4.357	248,640
828510110	C	110-4"	110	4"	153	153	37	158	1	2	6.423	463,601

VÁLVULA LLAVE BOLA INOX
INOX BALL VALVE 316
VANNÉ DE SPHERE INOX

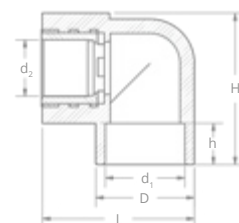


code	Ø (mm)	L (mm)	LA (mm)	I (mm)	HL (mm)				€/U
*836300020	20	67,5	102	14,5	60	25	1	3.375	89,861
836300040	40	94	120	20,5	78	8	1	3.269	143,034
836300050	50	109	120	23,5	83	6	1	3.855	228,008
836300063	63	130	146	27,5	103	3	1	3.672	314,169
836300075	75	151	146	30	110	2	1	3.053	314,169

(*).Disponibles hasta fin de existencias / (*) Available while sotcks last / (*) Disponible jusqu'à épuisement des stocks

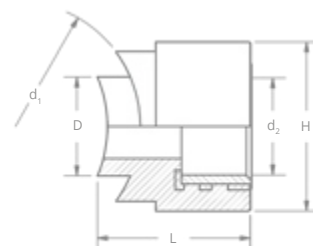


CODO 90° ROSCA HEMBRA INOX
ELBOW 90° FEMALE INOX THREADED
COUDE FILETÉ FEMELLE INOX



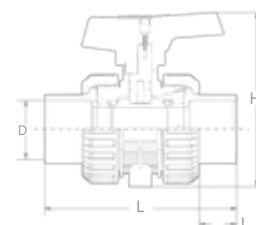
code	Ø (mm)	d1 (mm)	d2 (pulg / in)	D (mm)	h (mm)	H (mm)	L (mm)				€/U
830522020	20x1/2"	20	1/2"	31,5	14,5	49,5	47	10	90	5.870	18,011
830522520	25x1/2"	25	1/2"	36	16	56	55,5	10	60	4.138	18,418
830522525	25x3/4"	25	3/4"	35,5	16	52,5	64,5	5	50	4.261	25,599
830523225	32x3/4"	32	3/4"	45,5	18	62,5	63	5	40	4.238	25,753
830523232	32x1"	32	1"	44	18	67	78,5	5	20	4.710	46,842

DERIVACIÓN SOLDABLE SALIDA ROSCA HEMBRA INOX
FEMALE INOX THREADED SADDLE
DERIVATION SELLE FILETÉ FEMELLE INOX



code	Ø (mm)	d1 (mm)	d2 (pulg / in)	D (mm)	H (mm)	L (mm)				€/U
845154012	40 x 1/2"	40	1/2"	20 - 25	38	41,5	5	75	3.821	18,045
845155012	50 x 1/2"	50	1/2"	20 - 25	38	37,5	5	75	3.774	18,045
845156312	63 x 1/2"	63	1/2"	20 - 25	38	39	5	75	4.061	18,045
845157512	75 x 1/2"	75	1/2"	20 - 25	38,5	39,5	5	75	3.897	18,045
845159012	90 x 1/2"	90	1/2"	20 - 25	38	40,5	5	75	4.047	18,045
845151012	110 x 1/2"	110	1/2"	20 - 25	37,5	41,5	5	75	3.928	18,045
845152512	125 x 1/2"	125	1/2"	20 - 25	38	43,5	5	45	3.871	18,045
845156012	160 x 1/2"	160-400	1/2"	20 - 25	38	47,5	5	70	6.511	18,045
845155034	50 x 3/4"	50	3/4"	20 - 25	43	37,5	5	65	4.358	21,748
845156334	63 x 3/4"	63	3/4"	20 - 25	43	38,5	5	65	4.340	21,748
845157534	75 x 3/4"	75	3/4"	20 - 25	43	40	5	65	7.329	21,748
845159034	90 x 3/4"	90	3/4"	20 - 25	43	40,5	5	45	3.099	21,748
845151034	110 x 3/4"	110	3/4"	20 - 25	43	41,5	5	45	3.076	21,748
845152534	125 x 3/4"	125	3/4"	20 - 25	43	43,5	5	45	3.841	21,748
845156034	160 x 3/4"	160-400	3/4"	20 - 25	42,5	47	5	70	7.911	21,748
845159032	90 x 1"	90	1"	40	57	51	5	35	6.536	38,704
845151032	110 x 1"	110	1"	40	57	52	5	35	7.156	38,704
845152532	125 x 1"	125	1"	40	57	56	5	35	7.251	38,704
845156032	160 x 1"	160-400	1"	40	57	57,5	5	30	6.316	38,704

VALVULA BOLA PP-H CON SEGURO
PP-H VALVE WITH ASSURANCE
VANNÉ DE SPHERE AU PPH



code	Ø (mm)	d (mm)	D (mm)	H (mm)	I (mm)	L (mm)			€/U
836700020	20	20	54	83	14,5	102	1	167	(1)
836700025	25	25	64,5	98	16	115,5	1	239	(1)
836700032	32	32	73	108	18,1	128	1	308	(1)
836700040	40	40	85	127,5	20,5	144,5	1	475	(1)
836700050	50	50	97	139,5	23,5	165,5	1	657	(1)
836700063	63	63	120	168,5	27,4	198	1	1.137	(1)

(1) Bajo demanda. Consultar precio y disponibilidad. / (1) On request. Check availability and price / (1) Sur Demande. Vérifier le Prix et la disponibilité



SISTEMA PE-100

PE-100 SYSTEM

Sistema socket de tubos y accesorios para la instalación de redes de agua sanitaria, redes de abastecimiento, aire comprimido, grupos de presión, conducciones de gas, geotermia, industria química, conducción naval y fluidos a presión.

Pipes and fitting socket system for the installation of sanitary water networks, supply networks, compressed air, pressure group, gas lines, geothermal, chemical industry, shipping systems and fluids under pressure.




TUBERÍA ALTA DENSIDAD PE100

HIGH DENSITY POLYETHYLENE PE100 PIPES

TUYAU REPOLEN PE100

PN20 - SDR9



Estructura MONOCAPA
Material PE-100 REPOLEN
Normativa UNE EN 12201
 RP 001.01
Color NEGRO CON BANDAS AZULES
Suministro BARRAS 4M / EMBOLSADO

Structure MONOLAYER
Equipment PE-100 REPOLEN
Normative UNE EN 12201
 RP 001.01
Colour BLACK WITH BLUE BANDS
Supply 4M LENGTH / BAGGED

Structure MONOCOUCHE
Matériel PE-100 REPOLEN
Normatif UNE EN 12201
 RP 001.01
Couleur BLACK WITH BLUE BANDS
Fournir 4M BARRE / EN SAC



Producto certificado
Certified product
Produit certifié

código	Ø	di	e	capacidad (L/Mts.)	paquete	peso (kg/m)	paquetes palet	€/M
code	(mm)	(mm)	(mm)	capacity (L/Mts.)	package	weight (kg/m)	packs palet	€/M
450000003	20	15,4	2,3	0,186	120	0,135	24	1,248
450000006	25	19	3	0,286	80	0,210	28	1,999
450000005	32	24,8	3,6	0,483	60	0,320	23	2,984
450000004	40	31	4,5	0,756	40	0,500	23	4,658
450000009	50	38,8	5,6	1,182	20	0,780	28	7,128
450000010	63	48,8	7,1	1,87	12	1,245	30	11,593
450000011	75	58,2	8,4	2,66	12	1,745	23	15,910
450000012	90	69,8	10,1	3,826	8	2,545	20	23,450



TUBERÍA ALTA DENSIDAD PE100

HIGH DENSITY POLYETHYLENE PE100 PIPES

TUYAU REPOLEN PE100

PN16 - SDR11



Estructura MONOCAPA
Material PE-100 REPOLEN
Normativa UNE EN 12201
 RP 001.01
Color NEGRO CON BANDAS AZULES
Suministro BARRAS 4M / EMBOLSADO

Structure MONOLAYER
Equipment PE-100 REPOLEN
Normative UNE EN 12201
 RP 001.01
Colour BLACK WITH BLUE BANDS
Supply 4M LENGTH / BAGGED

Structure MONOCOUCHE
Matériel PE-100 REPOLEN
Normatif UNE EN 12201
 RP 001.01
Couleur BLACK WITH BLUE BANDS
Fournir 4M BARRE / EN SAC



Producto certificado
 Certified product
 Produit certifié

código	∅	di	e	capacidad (L/Mts.)	paquete	peso (kg/m)	paquetes palet	€/M
code	(mm)	(mm)	(mm)	capacity (L/Mts.)	package	weight (kg/m)	packs palet	€/M
470000005	32	26	3,0	0,531	60	0,270	23	2,579
470000004	40	32,6	3,7	0,835	40	0,425	23	3,974
470000009	50	40,8	4,6	1,307	20	0,650	28	6,247
470000010	63	51,4	5,8	2,075	12	1,020	30	9,736
470000011	75	61,4	6,8	2,961	12	1,445	23	13,609
470000012	90	73,6	8,2	4,254	8	2,115	20	19,875
470000013	110	90	10,0	6,362	4	3,115	27	27,103






ACCESORIOS PE-100

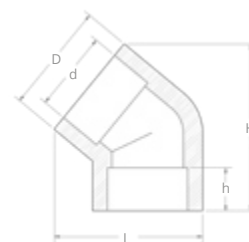
PE-100 FITTINGS

CODO 90° HEMBRA/HEMBRA
FEMALE/FEMALE 90° ELBOW
COUDE 90° FEMME/FEMME



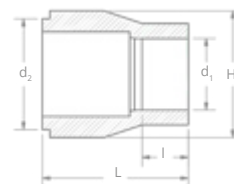
code	Ø (mm)	d (mm)	D (mm)	h (mm)	H (mm)	L (mm)				€/U
872001616	16	16	24,5	13,3	33,0	33,0	10	150	1.717	0,597
872002020	20	20	28,5	14,5	40,0	38,5	10	150	2.341	0,695
872002525	25	25	34,5	16,0	44,0	46,0	10	100	2.547	0,861
872003232	32	32	42,0	18,1	55,0	55,0	10	50	2.013	1,356
872004040	40	40	55,0	20,5	70,5	71,0	6	24	2.173	2,865
872005050	50	50	68,0	23,5	82,0	82,5	4	12	2.122	5,854
872006363	63	63	83,5	27,4	98,5	94,0	2	6	1.750	8,144
872007575	75	75	98,5	30,0	115,5	116,5	1	3	1.402	16,290
872009090	90	90	120,0	33,0	142,0	142,0	1	3	2.770	29,935
872110110	110	110	146,5	37,0	172,0	171,5	1	4	6.320	57,526
872125125	125	125	162	40	181	181	-	2	3.670	72,847

CODO 45° HEMBRA/HEMBRA
FEMALE/FEMALE 45° ELBOW
COUDE 45° FEMME/FEMME



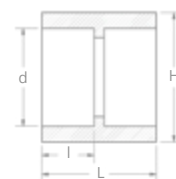
code	Ø (mm)	d (mm)	D (mm)	h (mm)	H (mm)	L (mm)				€/U
873001616	16	16	29,5	13,3	45,0	38,5	10	150	3.004	1,168
873002020	20	20	29,5	14,5	45,5	39,0	10	100	1.741	1,150
873002525	25	25	35,5	16,0	59,0	48,0	10	80	2.405	1,355
873003232	32	32	44,5	18,1	71,0	58,0	10	40	2.120	1,843
873004040	40	40	55,0	20,5	72,0	70,0	6	24	2.262	2,713
873005050	50	50	65,0	23,5	86,5	80,0	3	15	1.908	4,998
873006363	63	63	83,5	27,4	96,5	95,5	2	8	1.858	9,149
873007575	75	75	98,0	30,0	113,5	112,5	1	4	1.478	11,853
873009090	90	90	120,5	33,0	132,0	137,5	1	3	1.918	27,569
873110110	110	110	148,5	37,0	165,0	170,0	1	4	4.778	48,971
873125125	125	125	162	40	184,5	188	-	3	4.365	69,956

REDUCCIÓN MACHO/HEMBRA
 REDUCER PIPE MALE/FEMALE
 RACORD DE REDUCTION MÂLE/FEMME



code	Ø (mm)	d1 (mm)	d2 (mm)	H (mm)	l (mm)	L (mm)				€/U
870012016	20x16	20	16	21,5	13,3	32,5	10	150	1.101	0,565
870012520	25x20	25	20	26,5	14,5	38,0	10	150	1.692	0,708
870013220	32x20	32	20	32,0	14,5	37,5	10	150	2.106	0,848
870013225	32x25	32	25	33,0	16,0	45,0	10	100	1.977	0,999
870014020	40x20	40	20	40,5	14,5	44,0	6	60	1.896	1,668
870014025	40x25	40	25	41,0	16,0	49,0	6	60	2.136	1,668
870014032	40x32	40	32	43,0	18,1	48,5	6	60	2.383	1,668
870015020	50x20	50	20	50,0	14,5	53,5	3	36	1.700	3,283
870015025	50x25	50	25	50,0	16,0	53,5	3	36	1.675	3,283
870015032	50x32	50	32	50,0	18,1	53,5	3	36	1.414	3,283
870015040	50x40	50	40	51,5	20,5	55,5	3	30	1.869	3,315
870016320	63x20	63	20	63,0	14,5	63,5	3	30	2.309	4,515
870016325	63x25	63	25	63,0	16,0	64,0	3	30	2.423	4,515
870016332	63x32	63	32	63,0	18,1	63,5	3	30	2.562	4,515
870016340	63x40	63	40	63,0	20,5	63,0	3	24	2.182	5,509
870016350	63x50	63	50	68,5	23,5	60,0	3	15	1.824	5,509
870017525	75x25	75	25	75,5	16,0	61,0	2	20	2.367	6,103
870017532	75x32	75	32	75,5	18,1	67,5	2	20	2.502	6,103
870017540	75x40	75	40	76,0	20,5	67,5	2	20	2.564	6,561
870017550	75x50	75	50	75,5	23,5	67,0	2	16	2.314	7,628
870017563	75x63	75	63	83,5	27,4	68,5	2	16	2.794	9,230
870019063	90 x 63	90	63	90,0	27,4	76,0	2	8	1.930	17,217
870019075	90 x 75	90	75	99,5	30,0	79,5	1	8	2.402	18,767
870011063	110 x 63	110	63	109,5	27,4	85,0	1	6	1.216	18,540
870011075	110 x 75	110	75	109,0	30,0	88,5	1	4	1.300	18,540
870011090	110 x 90	110	90	118,5	33,0	98,0	1	3	1.687	25,426

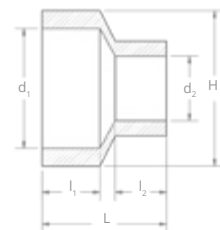
MANGUITO
 SOCKET
 MANCHON



code	Ø (mm)	d (mm)	H (mm)	l (mm)	L (mm)				€/U
871001616	16	16	24,0	13,3	29,5	10	150	1.375	0,519
871002020	20	20	29,5	14,5	34,5	10	150	1.387	0,575
871002525	25	25	33,0	16,0	37,5	10	100	1.616	0,737
871003232	32	32	43,5	18,1	42,5	10	70	2.228	1,136
871004040	40	40	52,0	20,5	56,5	6	42	2.036	1,904
871005050	50	50	68,0	23,5	55,0	3	18	1.946	4,476
871006363	63	63	83,0	27,4	61,0	3	15	2.290	5,274
871007575	75	75	97,5	30,0	65,5	2	10	2.370	9,164
871009090	90	90	118,5	33,0	73,5	2	6	2.242	22,445
871110110	110	110	153,5	37,0	87,5	1	4	3.290	32,011
871125125	125	125	162,0	40,0	89,5	1	2	1.746	36,224

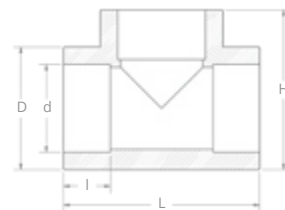


REDUCCIÓN HEMBRA/HEMBRA
REDUCER PIPE FEMALE/FEMALE
RACORD DE REDUCTION/FEMME



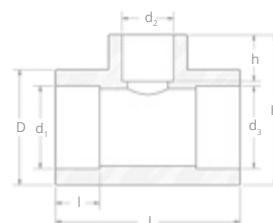
code	Ø (mm)	d1 (mm)	d2 (mm)	H (mm)	l1 (mm)	l2 (mm)	L (mm)				€/U
870002520	25x20	25	20	35,0	16,0	14,5	40,0	10	100	1.348	1,109
870003220	32x20	32	20	41,5	18,1	14,5	39,5	10	100	2.001	1,510
870003225	32x25	32	25	42,5	18,1	16,0	41,5	10	90	2.147	1,299
870004020	40x20	40	20	51,0	20,5	14,5	42,5	6	60	1.975	2,061
870004025	40x25	40	25	51,0	20,5	16,0	45,5	6	60	2.157	2,061
870004032	40x32	40	32	51,0	20,5	18,1	45,0	6	60	2.103	2,184
870005040	50x40	50	40	68,5	23,5	20,5	60,0	3	15	1.815	5,872
870006350	63x50	63	50	83,5	27,4	23,5	61,5	3	15	2.785	7,292
870007563	75x63	75	63	98,5	30,0	27,4	65,5	2	8	2.186	14,562
870009075	90x75	90	75	119,0	33,0	30,0	71,0	2	6	2.488	25,772




TE LISA HEMBRA
SMOOTH FEMALE TEE
TE SIMPLE



code	Ø (mm)	d (mm)	D (mm)	H (mm)	l (mm)	L (mm)				€/U
874001616	16	16	25,0	34,5	13,3	43,5	10	100	1.675	0,638
874002020	20	20	30,5	41,5	14,5	52,5	10	80	2.132	0,748
874002525	25	25	34,5	48,0	16,0	60,5	10	60	2.299	0,986
874003232	32	32	45,0	59,0	18,1	74,5	5	30	2.161	2,382
874004040	40	40	55,0	69,5	20,5	85,5	6	18	2.213	3,292
874005050	50	50	68,5	83,5	23,5	98,0	2	12	2.506	7,176
874006363	63	63	82,0	101,0	27,4	114,5	1	6	1.978	13,953
874007575	75	75	98,0	116,5	30,0	135,5	1	3	1.603	19,067
874009090	90	90	123,5	136,5	33,0	157,0	1	3	3.034	36,290
874110110	110	110	145,0	168,5	37,0	191,5	1	1	1.729	59,949
874125125	125	125	164,5	182	40	208	-	2	4.550	79,974

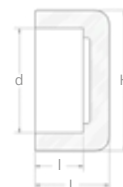
TE REDUCIDA
NARROW TEE
TE REDUCTION



code	Ø (mm)	d1 (mm)	d2 (mm)	d3 (mm)	D (mm)	H (mm)	h (mm)	L (mm)	l (mm)				€/U
875202025	20x20x25	20	20	25	35,0	49,0	14,5	62,0	14,5	10	50	2.234	1,580
875202520	20x25x20	20	25	20	35,0	49,5	16,0	62,0	14,5	10	50	2.277	1,580
875252025	25x20x25	25	20	25	35,0	50,0	14,5	63,0	16,0	10	60	2.593	1,580
875202525	20x25x25	20	25	25	35,0	49,0	16,0	62,0	14,5	10	50	2.055	1,580
875253225	25x32x25	25	32	25	43,0	57,0	18,1	73,0	16,0	10	30	2.241	3,268
875322025	32x20x25	32	20	25	43,0	58,0	14,5	74,0	18,1	10	30	2.355	3,268
875322525	32x25x25	32	25	25	42,5	58,0	16,0	74,0	18,1	5	30	2.310	3,268
875322032	32x20x32	32	20	32	42,5	58,0	14,5	74,0	18,1	5	30	2.168	3,268
875322532	32x25x32	32	25	32	42,5	58,0	16,0	75,0	18,1	5	30	2.080	3,268
875402040	40x20x40	40	20	40	55,5	74,0	14,5	86,5	20,5	6	18	2.277	3,694
875402540	40x25x40	40	25	40	54,5	73,0	16,0	85,5	20,5	6	18	2.087	3,694
875403240	40x32x40	40	32	40	55,0	64,5	18,1	85,5	20,5	6	18	2.373	3,694
875502050	50x20x50	50	20	50	64,5	71,5	14,5	95,0	23,5	2	12	1.906	6,020
875502550	50x25x50	50	25	50	64,5	75,5	16,0	95,5	23,5	2	12	2.170	6,020
875503250	50x32x50	50	32	50	64,5	72,5	18,1	95,0	23,5	2	12	1.906	6,020
875504050	50x40x50	50	40	50	68,5	84,0	20,5	97,5	23,5	2	12	2.722	8,689
875632063	63x20x63	63	20	63	80,5	87,0	14,5	113,5	27,4	2	8	2.370	11,603
875632563	63x25x63	63	25	63	81,0	87,0	16,0	114,5	27,4	2	8	2.370	11,603
875633263	63x32x63	63	32	63	81,0	92,5	18,1	114,5	27,4	2	6	1.828	11,603
875634063	63x40x63	63	40	63	81,0	90,0	20,5	114,0	27,4	2	6	1.834	11,603
875635063	63x50x63	63	50	63	81,0	93,0	23,5	114,5	27,4	2	6	1.858	13,328
875752075	75x20x75	75	20	75	98,0	105,0	14,5	126,0	30,0	1	4	2.042	26,089
875752575	75x25x75	75	25	75	98,5	116,0	16,0	126,0	30,0	1	4	2.098	26,089
875753275	75x32x75	75	32	75	99,0	116,0	18,1	126,0	30,0	1	4	2.078	26,089
875754075	75x40x75	75	40	75	98,0	109,5	20,5	126,0	30,0	1	4	2.078	26,089
875755075	75x50x75	75	50	75	99,0	110,0	23,5	126,0	30,0	1	4	2.080	26,089
875756375	75x63x75	75	63	75	98,5	116,5	27,4	135,5	30,0	1	3	1.900	26,089
875905090	90x50x90	90	50	90	121,5	132,0	23,5	155,0	33,0	1	3	3.040	38,150
875906390	90x63x90	90	63	90	122,0	133,5	27,4	157,0	33,0	1	3	2.968	38,150
875907590	90x75x90	90	75	90	122,0	136,0	30,0	156,5	33,0	1	3	3.160	38,150
875011050	110x50x110	110	50	110	143,5	155,5	23,5	173,0	37,0	1	2	2.704	53,938
875011063	110x63x110	110	63	110	144,0	156,0	27,4	173,0	37,0	1	2	2.644	54,469
875011075	110x75x110	110	75	110	147,0	159,5	30,0	175,5	37,0	1	2	2.888	54,469
875011090	110x90x110	110	90	110	145,5	160,5	33,0	175,0	37,0	1	2	2.714	54,469



TAPÓN
 END CAP
 BOUCHON FINAL



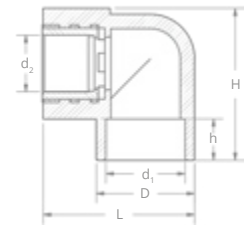
code	∅ (mm)	d (mm)	H (mm)	l (mm)	L (mm)				€/U
876001616	16	16	25,5	13,3	25,0	10	150	1.483	0,645
876002020	20	20	26,0	14,5	19,5	10	150	997	0,647
876002525	25	25	32,0	16,0	30,5	10	150	2.074	1,046
876003232	32	32	52,0	18,1	19,5	10	80	2.340	1,460
876004040	40	40	45,0	20,5	32,5	6	60	2.235	2,243
876005050	50	50	63,5	23,5	34,0	3	36	2.410	4,462
876006363	63	63	81,5	27,4	43,0	3	21	2.794	4,673
876007575	75	75	97,0	30,0	51,0	2	12	2.626	9,755
876009090	90	90	119,0	33,0	63,5	1	7	2.798	18,826
876000110	110	110	143,5	37,0	62,5	1	5	2.810	28,964
876000125	125	125	160,0	40,0	65,0	1	4	3.142	38,417



**ACCESORIOS
MIXTOS PE-100**

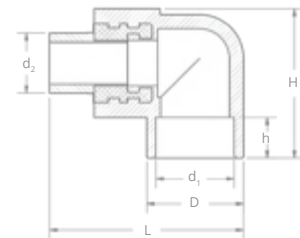
METAL JOINT
PE-100

CODO 90° ROSCA HEMBRA
 FEMALE THREADED 90° ELBOW
 COUDE FILETÉ FEMELLE



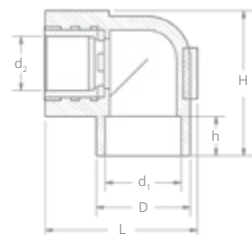
code	Ø (mm)	d1 (mm)	d2 (pulg / in)	D (mm)	h (mm)	H (mm)	L (mm)				€/U
880021620	16x1/2"	16	1/2"	30,5	13,3	45,0	55,0	10	70	4.927	4,839
880022020	20x1/2"	20	1/2"	31,0	14,5	49,0	46,5	10	90	6.133	4,585
880022520	25x1/2"	25	1/2"	36,0	16,0	55,5	55,5	10	60	4.311	6,087
880022525	25x3/4"	25	3/4"	35,0	16,0	52,5	64,5	5	50	4.618	7,376
880023225	32x3/4"	32	3/4"	44,5	18,1	62,5	62,5	5	40	4.848	7,488
880023232	32x1"	32	1"	45,0	18,1	66,5	78,5	5	20	5.290	14,850

CODO 90° ROSCA MACHO
 MALE THREADED 90° ELBOW
 COUDE FILETÉ MÂLE



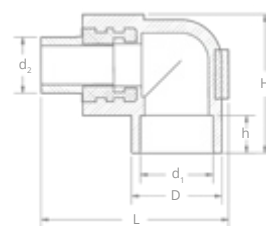
code	Ø (mm)	d1 (mm)	d2 (pulg / in)	D (mm)	h (mm)	H (mm)	L (mm)				€/U
891012020	20x1/2"	20	1/2"	31,0	14,5	49,0	61,0	10	70	7.236	6,465
891012520	25x1/2"	25	1/2"	35,5	16,0	52,0	78,5	10	50	4.779	7,616
891012525	25x3/4"	25	3/4"	35,5	16,0	52,5	81,5	5	40	4.684	9,965
891013225	32x3/4"	32	3/4"	45,0	18,1	62,5	79,5	5	30	4.390	10,649
891013232	32x1"	32	1"	45,0	18,1	66,0	96,0	4	20	3.230	18,781

CODO 90° ROSCA HEMBRA PARED
 FEMALE THREADED WALL 90° ELBOW
 COUDE FILETÉ FEMELLE



code	Ø (mm)	d1 (mm)	d2 (pulg / in)	D (mm)	h (mm)	H (mm)	L (mm)				€/U
881022020	20x1/2"	20	1/2"	33,0	14,5	48,0	53,0	10	60	6.449	4,984
881022520	25x1/2"	25	1/2"	33,5	16,0	48,5	53,0	10	60	5.470	4,984

CODO 90° ROSCA MACHO PARED
MALE THREADED WALL 90° ELBOW
COUDE FILETÉ MÂLE AVEC PATER



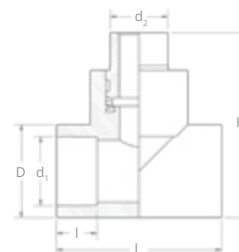
code	∅ (mm)	d1 (mm)	d2 (pulg / in)	D (mm)	h (mm)	H (mm)	L (mm)				€/U
882012020	20x1/2"	20	1/2"	33,0	14,5	48,0	67,5	10	50	5.412	7,214
882012520	25x1/2"	25	1/2"	33,5	16,0	47,5	68,0	10	50	5.166	7,214

TE ROSCA HEMBRA
FEMALE THREADED TEE
TE FILETÉ FEMELLE



code	∅ (mm)	d1 (mm)	d2 (pulg / in)	D (mm)	H (mm)	I (mm)	L (mm)				€/U
879022020	20x1/2"x20	20	1/2"	30,5	51,0	14,5	62,5	10	70	6.034	5,274
879022520	25x1/2"x25	25	1/2"	34,5	56,5	16,0	62,5	10	50	5.199	6,622
879022525	25x3/4"x25	25	3/4"	35,0	56,5	16,0	62,5	10	40	4.530	7,619
879023225	32x3/4"x32	32	3/4"	45,0	68,0	18,1	74,5	5	25	3.950	8,679
879023232	32x1"x32	32	1"	45,0	77,0	18,1	74,0	4	20	5.650	16,340
879024020	40x1/2"x40	40	1/2"	55,0	73,0	20,5	86,0	5	20	3.074	11,604
879025025	50x3/4"x50	50	3/4"	65,0	73,0	23,5	96,0	2	12	2.530	14,885
879026325	63x3/4"x63	63	3/4"	81,0	102,0	27,4	115,0	2	6	2.170	19,207

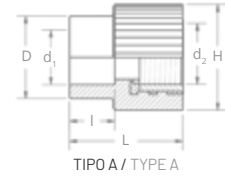
TE ROSCA MACHO
MALE THREADED TE
TE FILETÉ MÂLE



code	∅ (mm)	d1 (mm)	d2 (pulg / in)	D (mm)	H (mm)	I (mm)	L (mm)				€/U
890012020	20x1/2	20	1/2"	30,5	66,0	14,5	53,0	10	60	5.991	6,895
890012520	25x1/2	25	1/2"	34,5	71,5	16,0	62,5	10	40	4.651	7,824
890012525	25x3/4	25	3/4"	34,0	73,7	16,0	63,0	10	40	5.445	9,993
890013225	32x3/4	32	3/4"	45,0	84,5	18,1	74,5	5	20	3.810	10,938
890013232	32x1	32	1"	44,0	94,0	18,1	74,0	4	16	4.314	18,645



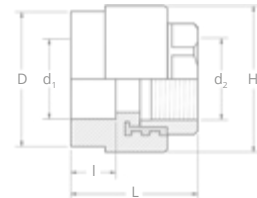
MANGUITO ROSCA HEMBRA
 FEMALE THREADED COUPLING
 RACCORD FILETÉ FEMELLE



TIPO A / TYPE A

code	type	Ø (mm)	d1 (mm)	d2 (pulg / in)	D (mm)	H (mm)	I (mm)	L (mm)				€/U
877021620	A	16x1/2"	16	1/2"	28,5	37,5	13,3	40,0	10	100	5.754	4,614
877022020	A	20x1/2"	20	1/2"	29,0	38,0	14,5	40,5	10	100	5.590	4,397
877022025	A	20x3/4"	20	3/4"	29,5	44,5	14,5	39,5	10	80	6.967	5,481
877022520	A	25x1/2"	25	1/2"	35,0	40,0	16,0	41,5	10	90	5.567	5,117
877022525	A	25x3/4"	25	3/4"	34,0	44,0	16,0	40,0	10	80	5.844	5,481

MANGUITO ROSCA HEMBRA
 FEMALE THREADED COUPLING
 RACCORD FILETÉ FEMELLE



TIPO B / TYPE B

code	type	Ø (mm)	d1 (mm)	d2 (pulg / in)	D (mm)	H (mm)	I (mm)	L (mm)				€/U
877023225	B	32x3/4"	32	3/4"	46,0	51,0	18,1	44,5	5	50	4.250	7,879
877023232	B	32x1"	32	1"	47,5	60,5	18,1	60,5	5	30	6.250	15,984
877024032	B	40x1"	40	1"	64,0	70,5	20,5	56,5	3	24	5.818	20,865
877024040	B	40x1 1/4"	40	1 1/4"	64,5	75,0	20,5	61,5	3	18	5.830	28,917

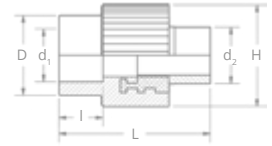
MANGUITO ROSCA HEMBRA
 FEMALE THREADED COUPLING
 RACCORD FILETÉ FEMELLE



TIPO C / TYPE C

code	type	Ø (mm)	d1 (mm)	d2 (pulg / in)	D (mm)	H (mm)	I (mm)	L (mm)				€/U
877025050	C	50x1 1/2"	50	1 1/2"	67,5	80,5	23,5	66,5	3	15	6.280	37,158
877026363	C	63x2"	63	2"	83,0	92,5	27,4	72,5	2	8	4.130	42,692
877027575	C	75x2 1/2"	75	2 1/2"	97,5	119,0	30,0	79,5	1	6	5.116	75,927
877029090	C	90x3"	90	3"	119,0	144,0	33,0	101,5	1	3	5.152	139,765
877020110	C	110x4"	110	4"	152,5	157,5	37,0	138,5	1	3	6.217	179,478

MANGUITO ROSCA MACHO
MALE THREADED COUPLING
RACCORD FILETÉ MÂLE



TIPO A / TYPE A

code	type	∅ (mm)	d1 (mm)	d2 (pulg / in)	D (mm)	H (mm)	I (mm)	L (mm)				€/U
878011620	A	16x1/2"	16	1/2"	29,0	37,0	15,0	55,0	10	90	8.259	6,737
878012020	A	20x1/2"	20	1/2"	29,0	37,0	15,0	55,0	10	90	6.482	6,473
878012025	A	20x3/4"	20	3/4"	29,0	39,0	15,5	56,0	10	80	8.658	8,934
878012520	A	25x1/2"	25	1/2"	34,5	39,0	16,0	56,0	10	80	7.576	7,184
878012525	A	25x3/4"	25	3/4"	34,5	38,5	16,0	56,0	10	80	7.970	9,427

MANGUITO ROSCA MACHO
MALE THREADED COUPLING
RACCORD FILETÉ MÂLE



TIPO B / TYPE B

code	type	∅ (mm)	d1 (mm)	d2 (pulg / in)	D (mm)	H (mm)	I (mm)	L (mm)				€/U
878013225	B	32x3/4"	32	3/4"	46,0	50,0	17,5	60,0	5	40	6.810	9,913
878013232	B	32x1"	32	1"	47,0	59,0	19,5	68,5	5	30	6.970	17,906
878014032	B	40x1"	40	1"	64,0	70,5	16,5	74,5	3	18	4.390	22,789
878014040	B	40x1 1/4"	40	1 1/4"	64,0	74,0	16,5	83,0	3	18	7.414	36,276

MANGUITO ROSCA MACHO
MALE THREADED COUPLING
RACCORD FILETÉ MÂLE



TIPO C / TYPE C

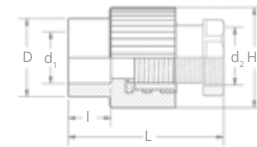
code	type	∅ (mm)	d1 (mm)	d2 (pulg / in)	D (mm)	H (mm)	I (mm)	L (mm)				€/U
878015050	C	50x1 1/2"	50	1 1/2"	67,5	75,5	23,5	88,0	2	12	6.490	47,262
878016363	C	63x2"	63	2"	81,0	81,0	27,4	99,5	2	10	5.290	51,872
878017575	C	75x2 1/2"	75	2 1/2"	96,5	96,5	30	103,5	1	6	5.428	89,700
878019090	C	90x3"	90	3"	118,0	118,0	33	129,0	1	3	4.501	163,924
878010110	C	110x4"	110	4"	153,0	153,0	37	158,0	1	2	6.352	259,977



ENLACE RECTO TUERCA LOCA H.

ADAPTOR WITH FREE NUT

ROCCORD FILETE FEMALE AVEX
ÉCROU DÉTACHÉ



TIPO A / TYPE A

code	type	∅ (mm)	d1 (mm)	d2 (pulg / in)	D (mm)	H (mm)	I (mm)	L (mm)				€/U
877032025	A	20 x 3/4"	20	3/4"	29,5	38,0	14,5	53,5	5	80	10.000	10,671
877032525	A	25 x 3/4"	25	3/4"	35,0	40,0	16,0	56,5	5	60	7.500	11,624
877032032	A	20 x 1"	20	1"	29,5	38,0	14,5	61,5	5	60	10.686	16,784
877032532	A	25 x 1"	25	1"	34,0	40,0	16,0	56,5	5	40	7.293	16,931

ENLACE RECTO TUERCA LOCA H.

ADAPTOR WITH FREE NUT

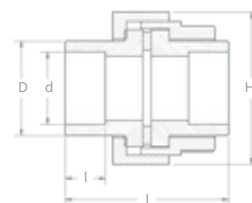
ROCCORD FILETE FEMALE AVEX
ÉCROU DÉTACHÉ





TIPO B / TYPE B

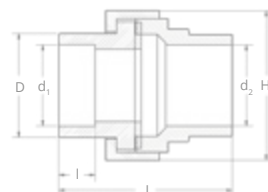
code	type	∅ (mm)	d1 (mm)	d2 (pulg / in)	D (mm)	H (mm)	I (mm)	L (mm)				€/U
877033232	B	32 x 1"	32	1"	43,5	45,0	18,1	62,0	5	30	6.000	19,961
877033240	B	32 x 1 1/4"	32	1 1/4"	47,5	60,5	18,1	82,5	5	20	8.710	35,482
877034040	B	40 x 1 1/4"	40	1 1/4"	64,0	70,5	20,5	80,5	5	15	6.670	41,680



CONECTOR UNIVERSAL
UNIVERSAL ADAPTER
RACCORD MIXTE LAITON



code	Ø (mm)	d (mm)	D (mm)	H (mm)	I (mm)	L (mm)			€/U
896000020	20	20	27,5	50	14,5	63,0	25	6.675	31,630
896000025	25	25	36	54	16,0	69,5	25	8.150	35,997
896000032	32	32	41,5	68	18,1	68,5	20	10.310	48,852
896000040	40	40	53	86	20,5	74,5	12	10.054	83,768
896000050	50	50	58	96	23,5	77,0	8	7.866	104,411
896000063	63	63	73	116	27,4	85,0	5	8.015	161,676
896000075	75	75	88	138	30,0	92,5	4	8.670	223,021
896000090	90	90	109	175	33,0	98,0	2	6.264	407,464
896000110	110	110	130	202	37,0	109,0	2	8.186	516,902

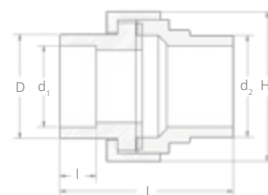
CONECTOR ROSCA MACHO
MALE THREADED ADAPTER
RACCORD MIXTE LAITON MÂLE



code	Ø (mm)	d1 (mm)	d2 (pulg / in)	D (mm)	H (mm)	I (mm)	L (mm)			€/U
897100020	20 x 1/2"	20	1/2"	28,5	40,5	14,5	53,0	40	10.069	32,138
897300020	20 - 3/4"	20	3/4"	28,1	69,6	14,5	45,9	40	10370,8	34,348
897100025	25 x 3/4"	25	3/4"	36	60	16	48	30	8.582	37,686
897300025	25 - 1"	25	1"	33,3	74,8	16	50,9	30	9339,1	39,627
897100032	32 x 1"	32	1"	41,5	65	18,1	54	20	8.485	51,398
897300032	32 - 1 1/4"	32	1 1/4"	39,9	81,8	18,1	64,9	20	10158,2	55,656
897100040	40 x 1 1/4"	40	1 1/4"	53	71	20,5	67	12	8.019	89,140
897300040	40 - 1 1/2"	40	1 1/2"	49,1	84,7	20,5	85,9	12	8487,52	95,315
897100050	50 x 1 1/2"	50	1 1/2"	58	85,5	23,5	76	8	7.942	122,334
897300050	50 - 2"	50	2"	59	92,2	23,5	89,9	8	8676,08	127,337
897100063	63 x 2"	63	2"	73	96	27,4	92,5	6	10.377	164,790
897300063	63 - 2 1/2"	63	2 1/2"	73,5	95,9	27,4	109,9	6	10131,94	179,516
897100075	75 x 2 1/2"	75	2 1/2"	88	138	30	90	4	9.773	241,770



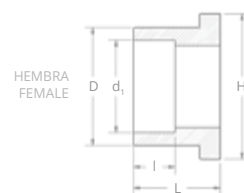
CONECTOR ROSCA HEMBRA
FEMALE THREADED ADAPTER
RACCORD MIXTE LAITON FEMELLE



code	Ø (mm)	d1 (mm)	d2 (pulg / in)	D (mm)	H (mm)	I (mm)	L (mm)			€/U
897200020	20 - 1/2	20	1/2"	27,5	50	14,5	55	40	11.069	32,138
897200025	25 - 3/4	25	3/4"	36	54	16,0	58	30	9.182	37,686
897000025	25 - 1	25	1"	36	54	16,0	66,64	30	9100	33,951
897200032	32 - 1	32	1"	41,5	68	18,1	57,5	20	10.885	51,398
897000032	* 32 - 1 1/4	32	1 1/4"	41,5	68	18,1	68	20	10630	46,981
897200040	* 40 - 1 1/4	40	1 1/4"	53	86	20,5	60	12	9.159	89,140
897000040	40 - 1 1/2	40	1 1/2"	53	86	20,5	72	12	9862	80,306
897200050	50 - 1 1/2	50	1 1/2"	58	96	23,5	71	8	8.550	122,334
897200063	63 - 2	63	2"	73	116	27,4	75,07	6	7.827	164,790
897200075	75 - 2 1/2	75	2 1/2"	88,0	138,0	30,0	79	4	9.453	239,467
897000075	* 75 - 3	75	3"	88,0	138,0	30,0	84	4	8770	215,736

* Hasta fin de existencias / Until end of stock / Disponible jusqu'à épuisement des stocks

CUELLO BRIDA CON JUNTA
STUB FLANGE WITH FLAT RING
SUPPORT DE BRIDE AVEC JOINT



code	Ø (mm)	d1 (mm)	D (mm)	H (mm)	I (mm)	L (mm)				€/U
899100020	20	20	28,5	34,0	14,5	33,0	10	150	2.486	3,702
899100025	25	25	34,0	39,0	16,0	36,5	10	100	2.129	4,010
899100032	32	32	40,5	49,0	18,1	36,0	10	70	2.135	4,046
899100040	40	40	49,5	60,0	20,5	39,0	6	42	1.933	5,706
899100050	50	50	59,0	71,0	23,5	40,5	4	24	1.569	9,105
899100063	63	63	74,5	88,0	27,4	44,0	2	20	2.194	12,452
899100075	75	75	88,0	103,0	30,0	48,0	2	12	1.832	13,512
899100090	90	90	108,0	136,0	33,0	50,5	1	7	1.913	24,634
899100110	110	110	130,5	155,5	37,0	55,5	1	5	1.837	32,971
899100125	125	125	163,0	186,5	40,0	65,0	1	2	1.819	59,377

CUELLO BRIDA LARGO
MALE STUB FLANGE
SUPPORT DE BRIDE LONG BOUT À BOUT



code	Ø (mm)	Dn (mm)	H (mm)	L (mm)			€/U
899110631	63	63,0	93,0	113,5	8	1.850	14,956
899110751	75	75,0	121,0	118,0	4	1.706	20,301
899110901	90	90,0	135,5	118,0	4	2.146	28,215



VALVULAS PE-100

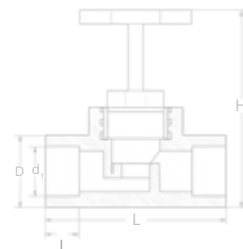
PE-100 VALVES

CUERPO LLAVE
STOPCOCK BODY
VANNE DE COUPE



code	Ø (mm)	d1 (mm)	D (mm)	H (mm)	I (mm)	L (mm)				€/U
887002025	20x3/4"	20	29,5	45,5	14,5	74,0	6	42	4.322	7,269
887002525	25x3/4"	25	34,5	49,0	16,0	83,0	6	36	4.063	8,390
887003232	32x1"	32	42,5	54,5	18,1	95,5	5	20	3.050	12,637

LLAVE CIERRE LATÓN
BRASS STOPCOCK
VANNÈ À VOLANT



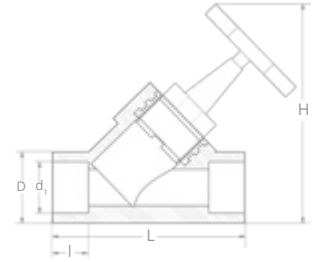
	Ø (mm)	d1 (mm)	D (mm)	H (mm)	I (mm)	L (mm)				€/U
886202034	20x3/4"	20	29,5	92,0	14,5	74,0	6	18	4.226	19,798
886202534	25x3/4"	25	34,5	97,0	16,0	83,0	6	18	4.388	19,997
886203232	32x1"	32	42,5	110,5	18,1	95,5	5	10	4.242	33,271

KIT MOLDURA LLAVE CIERRE LATÓN
KIT BRASS SHORT STOPCOCK
MECANISME VANNÈ À VOLANT



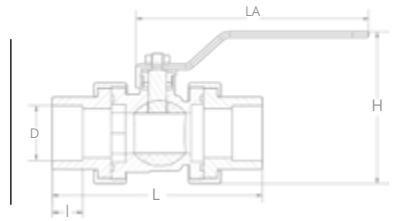
code	Ø (mm)	Ø (pulg-in)			€/U
838110025	25	3/4"	50	6.827	11,151
838110032	32	1"	40	6.813	17,532

LLAVE INCLINADA
ANGLED STOPCOCK
VANNÈ À VOLANT INCLINÉE



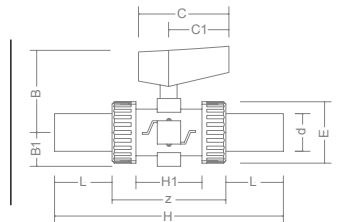
code	Ø (mm)	d1 (mm)	D (mm)	H (mm)	l (mm)	L (mm)				€/U
886102034	20x3/4"	20	33,5	118,5	14,5	89,2	10	20	6.192	25,780
886102534	25x3/4"	25	34,0	119,0	16,0	89,2	10	20	6.332	25,289
886103232	32x1"	32	43,0	135,5	18,1	111,7	5	10	4.502	39,862

LLAVE BOLA DESMONTABLE
REMOVABLE VALVE BALL
VANNÈ AMOVIBLE



code	Ø (mm)	d1 (mm)	H (mm)	l (mm)	L (mm)	LA (mm)			€/U
886420020	20	20	70,0	14,5	103,5	103,5	30	10.232	20,466
886420025	25	25	76,5	16,0	114,5	105,0	25	11.460	28,384
886420032	32	32	92,5	18,1	117,0	119,0	15	10.760	42,227
886420040	40	40	134,0	20,5	114,0	115,0	8	6.939	72,206
886420050	50	50	124,0	23,5	145,5	163,5	6	10.765	117,868
886420063	63	63	154,0	27,4	164,0	162,5	3	9.053	185,944

VÁLVULA BOLA PP-H
STOPCOCK PP-H VALVE
VANNÈ DE SPHERE AU PPH



code	Ø (mm)	d (mm)	B (mm)	B1 (mm)	C (mm)	C1 (mm)	E (mm)	H (mm)	H1 (mm)	L (mm)	z (mm)			€/U
886700020	20	20	54	29	67	40	54	175	65	41	94	1	210	(1)
886700025	25	25	65	34,5	85	49	65	210	70	52	106	1	325	(1)
886700032	32	32	69,5	39	85	49	73	226	78	55	117	1	420	(1)
886700040	40	40	82,5	46	108	64	86	243	88	56	131	1	570	(1)
886700050	50	50	89	52	108	64	98	261	93	58	145	1	900	(1)
886700063	63	63	108	62	134	76	122	293	111	66	161	1	1.500	(1)

(*) Cuello brida macho PE100 / (*) PE100 Flange neck male
 (1) Bajo demanda. Consultar precio y disponibilidad. / (1) On request. Check availability and price / (1) Sur Demande.
 Vérifier le Prix et la disponibilité



HERRAMIENTAS Y ACCESORIOS



BATERÍAS Y COLECTORES



SISTEMA PE-100



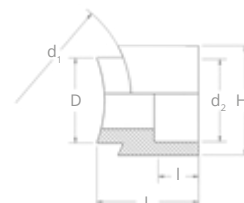
SISTEMA PP-R




The background of the page is a dark, semi-transparent image showing various PE-100 pipe fittings and adaptators. On the right side, there is a prominent brass-colored threaded fitting with a black plastic nut. In the center, a white rectangular box contains the text. On the left, another similar fitting is visible but out of focus. The overall scene is dimly lit, emphasizing the textures and shapes of the components.

DERIVACIONES PE-100

**PE-100
ADAPTATORS**

DERIVACIÓN SALIDA HEMBRA
FEMALE SADDLE ADAPTOR
DERIVATION SELLE FEMELLE

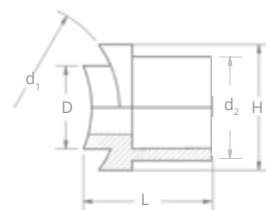




code	Ø (mm)	d1 (mm)	d2 (mm)	D (taladro) (mm)	H (mm)	I (mm)	L (mm)				€/U
890004020	40 - 20	40	20	20 - 25	31,5	14,5	40,0	5	75	1.501	2,602
890005020	50 - 20	50	20	20 - 25	37,0	14,5	36,0	5	75	1.410	2,602
890006320	63 - 20	63	20	20 - 25	37,5	14,5	37,5	5	75	1.456	2,602
890007520	75 - 20	75	20	20 - 25	37,5	14,5	39,0	5	75	1.516	2,602
890009020	90 - 20	90	20	20 - 25	37,5	14,5	37,5	5	75	1.417	2,602
890011020	110 - 20	110	20	20 - 25	37,5	14,5	41,0	5	75	1.490	2,602
890112520	125 - 20	125	20	20 - 25	37,0	14,5	42,0	5	50	1.101	2,602
890116020	160 - 20	160 - 400	20	20 - 25	37,5	14,5	46,0	5	70	1.497	2,602
890004025	40 - 25	40	25	20 - 25	37,5	16,0	40,5	5	75	1.630	3,006
890005025	50 - 25	50	25	20 - 25	37,5	16,0	37,0	5	75	1.577	3,006
890006325	63 - 25	63	25	20 - 25	37,5	16,0	38,5	5	75	1.618	3,006
890007525	75 - 25	75	25	20 - 25	37,5	16,0	39,0	5	75	1.648	3,006
890009025	90 - 25	90	25	20 - 25	37,5	16,0	40,5	5	60	1.380	3,006
890011025	110 - 25	110	25	20 - 25	37,5	16,0	41,0	5	45	1.038	3,006
890112525	125 - 25	125	25	20 - 25	37,5	16,0	43,5	5	50	1.179	3,006
890116025	160 - 25	160 - 400	25	20 - 25	37,5	16,0	47,0	5	70	1.677	3,006
890005032	50 - 32	50	32	32	42,0	18,1	42,0	5	75	2.214	4,020
890006332	63 - 32	63	32	32	42,5	18,1	42,5	5	75	2.318	4,020
890007532	75 - 32	75	32	32	42,5	18,1	41,5	5	60	1.861	4,020
890009032	90 - 32	90	32	32	42,5	18,1	43,0	5	45	1.473	4,020
890011032	110 - 32	110	32	32	42,0	18,1	44,0	5	45	1.465	4,020
890112532	125 - 32	125	32	32	41,5	18,1	47,5	5	45	1.526	4,020
890116032	160 - 32	160 - 400	32	32	41,5	18,1	50,0	5	70	2.312	4,020
890007540	75 - 40	75	40	40	50,5	20,5	46,5	5	45	2.161	5,290
890009040	90 - 40	90	40	40	51,5	20,5	46,5	5	35	1.748	5,290
890011040	110 - 40	110	40	40	51,0	20,5	48,0	5	35	1.689	5,290
890112540	125 - 40	125	40	40	51,5	20,5	52,0	5	40	2.117	5,290
890116040	160 - 40	160 - 400	40	40	51,0	20,5	53,5	5	40	2.144	5,290
890011050	110 - 50	110	50	50	67,5	23,5	52,0	6	24	2.150	5,967
890112550	125 - 50	125	50	50	68,0	23,5	53,0	3	27	2.506	5,967
890116050	160 - 50	160 - 400	50	50	67,0	23,5	54,5	5	20	1.944	5,967
890011063	110 - 63	110	63	63	80,5	27,4	63,5	6	12	1.798	10,121
890112563	125 - 63	125	63	63	81,5	27,4	60,5	3	12	2.305	10,121
890116063	160 - 63	160 - 400	63	63	81,5	27,4	61,5	4	16	2.270	10,121

DERIVACIÓN SALIDA MACHO

MALE SADDLE ADAPTOR

DERIVATION SELLE MÂLE



code	Ø (mm)	d1 (mm)	* d2 (mm)	D (taladro) (mm)	H (mm)	L (mm)			€/U
891009063	90-63	90	63	50,0	67,5	63,5	12	1.399	18,584
891011063	110-63	110	63	50,0	67,0	87,0	12	1.400	18,584
891012563	125-63	125	63	50,0	67,0	80,0	12	1.400	18,584
891016063	160-63	160	63	50,0	67,0	82,0	12	1.400	18,584
891020063	200-63	200	63	50,0	67,0	86,0	12	1.400	18,584
891025063	250-63	250	63	50,0	68,5	90,0	12	1.448	18,584
891031563	315-63	315	63	50,0	68,0	96,0	12	1.507	18,693
891040063	400-63	400	63	50,0	68,0	97,0	12	1.509	18,693
891009075	90-75	90	75	63	82,1	96	10	1.835	22,077
891011075	110-75	110	75	63,0	82,0	95,0	12	2.000	22,077
891012575	125-75	125	75	63,0	82,0	90,0	10	1.830	22,077
891016075	160-75	160	75	63,0	82,0	95,0	12	2.000	22,077
891020075	200-75	200	75	63,0	82,0	92,0	12	2.000	22,077
891025075	250-75	250	75	63,0	83,0	95,0	12	2.122	22,077
891031575	315-75	315	75	63,0	83,5	100,5	12	2.194	22,184
891040075	400-75	400	75	63,0	83,5	100,5	12	2.206	22,184
891011090	110-90	110	90	75	101,6	111,1	8	2.362	26,116
891012590	125-90	125	90	75,0	101,5	111,5	8	2.330	26,116
891016090	160-90	160	90	75,0	101,0	103,5	8	2.226	26,116
891020090	200-90	200	90	75,0	101,5	105,0	8	2.234	26,116
891025090	250-90	250	90	75,0	101,0	108,5	8	2.242	26,116
891031590	315-90	315	90	75,0	101,0	112,5	8	2.290	26,116
891016011	160-110	160	110	87,0	120,0	113,0	3	1.510	47,266
891020011	200-110	200	110	87,0	120,0	113,0	3	1.515	47,266
891025011	250-110	250	110	87,0	121,0	118,5	3	1.522	47,266
891031511	315-110	315	110	87,0	121,0	121,5	3	1.522	47,266
891040011	400-110	400	110	87,0	121,5	121,5	3	1.519	47,266

(*) En matriz soldasientos seleccionar un diámetro (D) menor que el diámetro (d2) de la derivación macho.

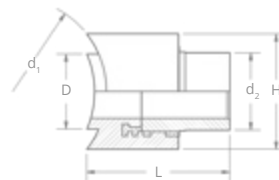
(*) In a saddle dies select a diameter (D) smaller than the diameter (d2) of the male saddle adaptor.




(*) Dans une matrice à selle choisir un diamètre (D) inférieur au diamètre (d2) de l'adaptateur de selle mâle.

DERIVACIÓN SOLDABLE SALIDA ROSCA MACHO

MALE THREADED SADDLE ADAPTOR

DERIVATION SELLE FILETÉ MÂLE



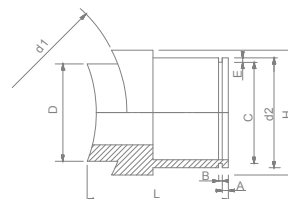
code	Ø (mm)	d1 (mm)	d2 (pulg / in)	D (taladro) (mm)	H (mm)	L (mm)				€/U
895205012	50-1/2"	50	1/2"	20 - 25	36,0	59,5	5	75	7.980	12,539
895206312	63 - 1/2"	63	1/2"	20 - 25	36,0	59,5	5	75	7.990	12,539
895207512	75 - 1/2"	75	1/2"	20 - 25	36,0	59,5	5	75	7.965	12,539
895209012	90-1/2"	90	1/2"	20 - 25	36,0	59,5	5	75	8.120	12,539
895205034	50-3/4"	50	3/4"	20 - 25	39,0	59,5	5	75	10.420	15,921
895206334	63 - 3/4"	63	3/4"	20 - 25	39,0	59,5	5	75	10.300	15,921
895207534	75 - 3/4"	75	3/4"	20 - 25	39,0	59,5	5	75	10.260	15,921
895209034	90-3/4"	90	3/4"	20 - 25	39,0	59,5	5	75	10.450	15,921



DERIVACIÓN TIPO VICTAULIC

VICTAULIC SADDLE ADAPTOR

BYPASS MÂLE RÉDUIT



code	Ø (mm)	d1 (mm)	* d2 (mm)	D (taladro) (mm)	H (mm)	L (mm)			A (mm)	B (mm)	C (mm)	E (mm)	€/U
892009063	90-63	90	63	50	67,5	63,5	12	1.361	15,9	8,7	59,8	1,6	27,328
892011063	110-63	110	63	50	67,0	87,0	12	1.400	15,9	8,7	59,8	1,6	27,328
892012563	125-63	125	63	50	67,0	80,0	12	1.350	15,9	8,7	59,8	1,6	27,328
892016063	160-63	160	63	50	67,0	82,0	12	1.400	15,9	8,7	59,8	1,6	27,328
892020063	200-63	200	63	50	67,0	86,0	12	1.400	15,9	8,7	59,8	1,6	27,328
892025063	250-63	250	63	50	68,5	90,0	12	1.410	15,9	8,7	59,8	1,6	27,328
892031563	315-63	315	63	50	68,0	96,0	12	1.469	15,9	8,7	59,8	1,6	27,567
892040063	400-63	400	63	50	68,0	97,0	12	1.471	15,9	8,7	59,8	1,6	27,567
892009075	90-75	90	75	63	82,1	96	10	1.835	15,9	8,7	71,0	2,0	32,569
892011075	110-75	110	75	63	82,0	95,0	12	2.000	15,9	8,7	71,0	2,0	32,569
892012575	125-75	125	75	63	82,0	90,0	10	1.830	15,9	8,7	71,0	2,0	32,569
892016075	160-75	160	75	63	82,0	95,0	12	2.000	15,9	8,7	71,0	2,0	32,569
892020075	200-75	200	75	63	82,0	92,0	12	2.000	15,9	8,7	71,0	2,0	32,569
892025075	250-75	250	75	63	83,0	95,0	12	2.084	15,9	8,7	71,0	2,0	32,569
892031575	315-75	315	75	63	83,5	100,5	12	2.156	15,9	8,7	71,0	2,0	32,807
892040075	400-75	400	75	63	83,5	100,5	12	2.168	15,9	8,7	71,0	2,0	32,807
892011090	110-90	110	90	75	101,6	111,1	8	2.146	15,9	8,7	86,0	2,0	37,685
892012590	125-90	125	90	75	101,5	111,5	8	2.292	15,9	8,7	86,0	2,0	37,685
892016090	160-90	160	90	75	101,0	103,5	8	2.188	15,9	8,7	86,0	2,0	37,685
892020090	200-90	200	90	75	101,5	105,0	8	2.196	15,9	8,7	86,0	2,0	37,685
892025090	250-90	250	90	75	101,0	108,5	8	2.204	15,9	8,7	86,0	2,0	37,685
892031590	315-90	315	90	75	101,0	112,5	8	2.252	15,9	8,7	86,0	2,0	37,685
892016011	160-110	160	110	87	120,0	113,0	3	1.530	15,9	8,7	105,8	2,1	54,458
892020011	200-110	200	110	87	120,0	113,0	3	1.515	15,9	8,7	105,8	2,1	54,458
892025011	250-110	250	110	87	121,0	118,5	3	1.535	15,9	8,7	105,8	2,1	54,458
892031511	315-110	315	110	87	121,0	121,5	3	1.530	15,9	8,7	105,8	2,1	54,458
892040011	400-110	400	110	87	121,5	121,5	3	1.522	15,9	8,7	105,8	2,1	54,458

(*) En matriz soldasientos seleccionar un diámetro (D) menor que el diámetro (d2) de la derivación victaulic.

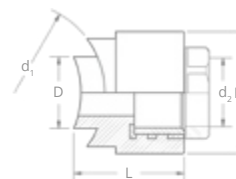
(*) In a saddle dies select a diameter (D) smaller than the diameter (d2) of the victaulic saddle adaptor.

(*) Dans une matrice à selle choisir un diamètre (D) inférieur au diamètre (d2) de l'adaptateur de selle mâle.

INSERTO CON ROSCA HEMBRA

FEMALE THREADED SADDLE

DERIVATION SELLE FILETÉ FEMELLE



code	Ø (mm)	d1 (mm)	d2 (pulg / in)	D (taladro) (mm)	H (mm)	L (mm)			€/U	
895007534	63 - 75 x 3/4"	63 - 75	3/4"	20 - 25	44,0	51,5	10	60	7.169	9,994

INSERTO CON PLETINA

INSERT WITH PLATTEN

DERIVATION AVEC PLATEAU

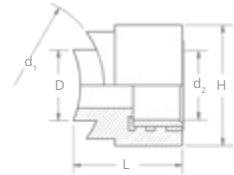


code	Ø (mm)	H (mm)	I (mm)	L (mm)			€/U	
895000020	25	60,2	80,0	42,5	10	60	7.306	8,651

DERIVACIÓN SOLDABLE SALIDA ROSCA HEMBRA

FEMALE THREADED SADDLE ADAPTOR

DERIVATION SELLE FILETÉ FEMELLE

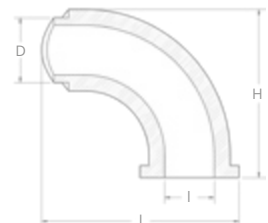


code	Ø (mm)	d1 (mm)	d2 (pulg / in)	D (taladro) (mm)	H (mm)	L (mm)				€/U
895104012	40 x 1/2"	40	1/2"	20 - 25	37,5	41,5	5	75	4.080	7,713
895105012	50 x 1/2"	50	1/2"	20 - 25	37,5	37,0	5	75	4.088	7,713
895106312	63 x 1/2"	63	1/2"	20 - 25	38,0	38,5	5	75	4.129	7,713
895107512	75 x 1/2"	75	1/2"	20 - 25	38,0	39,5	5	75	4.096	7,713
895109012	90 x 1/2"	90	1/2"	20 - 25	38,0	40,5	5	75	4.118	7,713
895111012	110 x 1/2"	110	1/2"	20 - 25	38,0	42,0	5	75	4.137	7,713
895112512	125 x 1/2"	125	1/2"	20 - 25	38,0	44,0	5	45	2.573	7,713
895116012	160 x 1/2"	160-400	1/2"	20 - 25	38,0	47,0	5	70	3.974	7,713
895104034	40 x 3/4"	40	3/4"	20 - 25	43,0	41,0	5	75	5.440	9,863
895105034	50 x 3/4"	50	3/4"	20 - 25	43,0	37,5	5	65	4.703	9,863
895106334	63 x 3/4"	63	3/4"	20 - 25	43,0	38,5	5	65	4.636	9,863
895107534	75 x 3/4"	75	3/4"	20 - 25	43,0	39,5	5	65	4.760	9,863
895109034	90 x 3/4"	90	3/4"	20 - 25	43,0	40,5	5	45	3.255	9,863
895111034	110 x 3/4"	110	3/4"	20 - 25	43,0	41,5	5	45	3.280	9,863
895112534	125 x 3/4"	125	3/4"	20 - 25	43,0	43,5	5	45	3.381	9,863
895116034	160 x 3/4"	160-400	3/4"	20 - 25	43,0	47,5	5	70	5.105	9,863
895107532	75 x 1"	75	1"	40	57,0	54,5	5	40	9.210	19,969
895109032	90 x 1"	90	1"	40	57,0	50,5	5	35	7.495	19,969
895111032	110 x 1"	110	1"	40	57,0	52,0	5	35	7.775	19,969
895112532	125 x 1"	125	1"	40	57,0	56,0	5	35	7.285	19,969
895116032	160 x 1"	160-400	1"	40	57,0	57,5	5	30	6.820	19,969

DERIVACIÓN CURVA

CURVE DERIVATION

DERIVATION COURBE

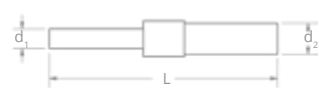


code	Ø (mm)	D (taladro) (mm)	I (mm)	H (mm)	L (mm)				€/U
895206375	50-63/75	20 - 25	21,0	82,5	99,0	5	30	2.607	6,724
895290110	90-110	20 - 25	21,0	83,5	104	5	30	2.500	6,724

TAPÓN DE REPARACIÓN

REPAIR CAP

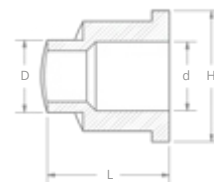
BOUCHON DE RÉPARATION



code	Ø (mm)	d1 (mm)	d2 (mm)	L (mm)				€/U
893000711	7x11	7	11	81,0	100	200	1.419	1,250



INSERTO
INSERT
DERIVATION



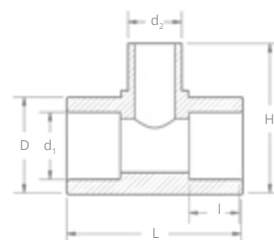
code	Ø (mm)	D (taladro) (mm)	d (mm)	H (mm)	L (mm)				€/U
895000200	25	20	20 - 25	44,5	42,5	20	60	1.860	3,029

SALVATUBOS
CROSSOVER
CROISEMENT



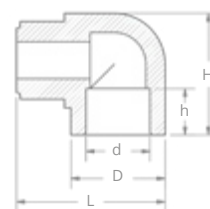
code	Ø (mm)	D (mm)	L (mm)			€/U
885002020	20	20	280	40	1.730	2,025
885002525	25	25	280	30	1.990	3,015
885003232	32	32	280	16	1.690	4,303

TE CENTRO MACHO
MALE TEE CENTRE
CENTRE MÂLE TE



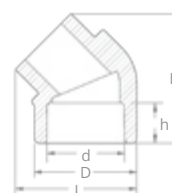
code	Ø (mm)	d1 (mm)	d2 (mm)	D (mm)	H (mm)	I (mm)	L (mm)				€/U
894202020	20x20x20	20	20,3	30,0	46,0	14,5	52,5	10	80	2.030	1,064

CODO 90° MACHO/HEMBRA
MALE/FEMALE 90° ELBOW
COUDE 90° MÂLE/FEMELLE



code	Ø (mm)	d (mm)	D (mm)	h (mm)	H (mm)	L (mm)				€/U
883002020	20	20	30,0	14,5	38,0	48,0	10	100	2.091	1,007

CODO 45° MACHO/HEMBRA
MALE/FEMALE 45° ELBOW
COUDE 45° MÂLE/FEMELLE



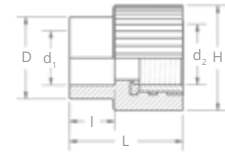
code	Ø (mm)	d (mm)	D (mm)	h (mm)	H (mm)	L (mm)				€/U
884002020	20	20	28,5	14,5	38,0	40,0	10	100	1.629	1,428



**ACCESORIOS
INOX 316**

INOX JOINT
316 FITTING

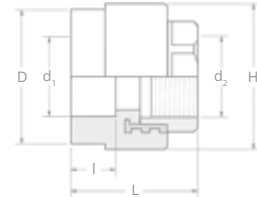
MANGUITO ROSCA HEMBRA INOX
 FEMALE INOX THREADED COUPLING
 RACCORD FILETÉ FEMELLE INOX



TIPO A / TYPE A

code	type	∅ (mm)	d1 (mm)	d2 (pulg / in)	D (mm)	H (mm)	I (mm)	L (mm)				€/U
877522020	A	20x1/2"	20	1/2"	29,0	38,0	14,5	41,0	10	100	5.423	17,546
877522025	A	20x3/4"	20	3/4"	29,0	44,5	14,5	40,5	10	80	7.020	24,721
877522520	A	25x1/2"	25	1/2"	34,5	40,0	16,0	42,5	10	90	5.376	18,214
877522525	A	25x3/4"	25	3/4"	34,5	44,5	16,0	40,0	10	80	5.638	24,885

MANGUITO ROSCA HEMBRA INOX
 FEMALE INOX THREADED COUPLING
 RACCORD FILETÉ FEMELLE INOX



TIPO B / TYPE B

code	type	∅ (mm)	d1 (mm)	d2 (pulg / in)	D (mm)	H (mm)	I (mm)	L (mm)				€/U
877523225	B	32x3/4"	32	3/4"	46,5	51,5	18,1	44,5	5	50	4.176	25,529
877523232	B	32x1"	32	1"	47,0	60,0	18,1	60,0	5	30	6.250	45,685
877524032	B	40x1"	40	1"	64,5	71,0	20,5	57,0	3	24	5.684	50,035
877524040	B	40x1 1/4"	40	1 1/4"	64,5	75,5	20,5	61,5	3	18	5.668	69,345

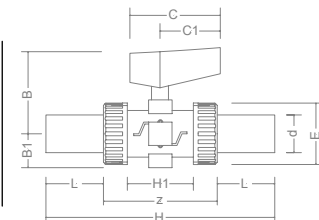
MANGUITO ROSCA HEMBRA INOX
 FEMALE INOX THREADED COUPLING
 RACCORD FILETÉ FEMELLE INOX



TIPO C / TYPE C

code	type	∅ (mm)	d1 (mm)	d2 (pulg / in)	D (mm)	H (mm)	I (mm)	L (mm)				€/U
877525050	C	50x1 1/2"	50	1 1/2"	67,0	80,5	23,5	66,0	3	15	5.950	78,031
877526363	C	63x2"	63	2"	82,5	92,0	27,4	77,5	2	8	3.930	79,454
877527575	C	75x2 1/2"	75	2 1/2"	97,5	119,0	30,0	79,5	1	6	5.098	123,441
877529090	C	90 - 3"	90	3"	119,5	144,0	33,0	101,5	1	3	4.837	338,786
877520110	C	110-4"	110	4"	152,0	157,0	37,0	118,5	1	3	5.926	327,352

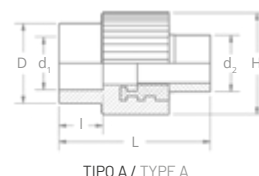
VÁLVULA BOLA PP-H
 STOPCOCK PP-H VALVE
 VANNÉ DE SPHERE AU PPH



code	∅ (mm)	d (mm)	B (mm)	B1 (mm)	C (mm)	C1 (mm)	E (mm)	H (mm)	H1 (mm)	L (mm)	z (mm)			€/U
886700020	20	20	54	29	67	40	54	175	65	41	94	1	210	(1)
886700025	25	25	65	34,5	85	49	65	210	70	52	106	1	325	(1)
886700032	32	32	69,5	39	85	49	73	226	78	55	117	1	420	(1)
886700040	40	40	82,5	46	108	64	86	243	88	56	131	1	570	(1)
886700050	50	50	89	52	108	64	98	261	93	58	145	1	900	(1)
886700063	63	63	108	62	134	76	122	293	111	66	161	1	1.500	(1)

(*) Cuello brida macho PE100 / (*) PE100 Flange neck male
 (1) Bajo demanda. Consultar precio y disponibilidad. / (1) On request. Check availability and price / (1) Sur Demande. Vérifier le Prix et la disponibilité

MANGUITO ROSCA MACHO INOX
MALE INOX THREADED COUPLING
RACCORD FILETÉ MÂLE INOX



TIPO A / TYPE A

code	type	Ø (mm)	d1 (mm)	d2 (pulg / in)	D (mm)	H (mm)	I (mm)	L (mm)				€/U
878512020	A	20x1/2"	20	1/2"	29,0	37,0	15,0	55,0	10	90	7.693	26,507
878512025	A	20x3/4"	20	3/4"	28,0	39,0	15,5	56,0	10	80	8.732	29,311
878512520	A	25x1/2"	25	1/2"	34,5	39,0	16,0	56,0	10	80	7.411	27,419
878512525	A	25x3/4"	25	3/4"	34,5	38,5	16,0	56,0	10	80	7.795	29,265

MANGUITO ROSCA MACHO INOX
MALE INOX THREADED COUPLING
RACCORD FILETÉ MÂLE INOX



TIPO B / TYPE B

code	type	Ø (mm)	d1 (mm)	d2 (pulg / in)	D (mm)	H (mm)	I (mm)	L (mm)				€/U
878513225	B	32x3/4"	32	3/4"	46,0	50,5	17,5	60,0	5	40	5.290	30,175
878513232	B	32x1"	32	1"	47,0	59,0	19,5	68,5	5	30	6.490	52,783
878514040	B	40x1 1/4"	40	1 1/4"	54,0	74,0	16,5	83,0	3	18	7.270	87,744

MANGUITO ROSCA MACHO INOX
MALE INOX THREADED COUPLING
RACCORD FILETÉ MÂLE INOX



TIPO C / TYPE C

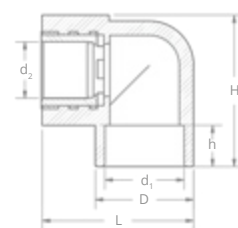
code	type	Ø (mm)	d1 (mm)	d2 (pulg / in)	D (mm)	H (mm)	I (mm)	L (mm)				€/U
878515050	C	50x1 1/2"	50	1 1/2"	67,5	75,5	23,5	88,0	2	12	6.070	96,038
878516363	C	63x2"	63	2"	81,0	81,0	27,4	99,5	2	10	5.290	103,960
878517575	C	75x2 1/2"	75	2 1/2"	96,5	96,5	30	103,5	1	6	5.230	156,229
878519090	C	90 - 3"	90	3"	118,0	118,0	33	129,0	1	3	4.375	246,164
878510110	C	110-4" PN10	110	4"	153,0	153,0	37	158,0	1	2	6.096	459,525

TE ROSCA HEMBRA INOX
FEMALE INOX THREADED TEE
TE FILETÉ FEMELLE INOX



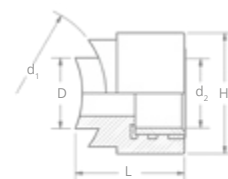
code	Ø (mm)	d1 (mm)	d2 (pulg / in)	D (mm)	H (mm)	I (mm)	L (mm)				€/U
879522020	20x1/2"	20	1/2"	29,5	53,5	14,5	52,0	10	70	5.961	18,149
879522520	25x1/2"	25	1/2"	34,0	68,0	16,0	54,5	10	50	4.135	18,631
879522525	25x3/4"	25	3/4"	34,0	63,0	16,0	57,0	10	40	4.214	25,444
879523225	32x3/4"	32	3/4"	45,0	67,5	18,1	74,0	5	25	3.060	27,838
879523232	32x1"	32	1"	44,5	77,5	18,1	75,0	4	20	5.150	46,376

CODO 90° ROSCA HEMBRA INOX
ELBOW 90° FEMALE INOX THREADED
COUDE FILETÉ FEMELLE INOX



code	Ø (mm)	d1 (mm)	d2 (pulg / in)	D (mm)	h (mm)	H (mm)	L (mm)				€/U
880522020	20x1/2"	20	1/2"	38,0	14,5	49,0	47,0	10	90	5.674	17,777
880522520	25x1/2"	25	1/2"	34,8	16,0	56,0	56,0	10	60	4.357	18,735
880522525	25x3/4"	25	3/4"	44,0	16,0	52,0	64,5	5	50	4.432	25,949
880523225	32x3/4"	32	3/4"	44,5	18,1	61,5	61,5	5	40	3.989	26,064
880523232	32x1"	32	1"	45,0	18,1	66,5	78,5	5	20	4.690	46,610

DERIVACIÓN SOLDABLE ROSCA HEMBRA INOX
FEMALE INOX THREADED ADAPTOR
DERIVATION SELLE FILETÉ FEMELLE INOX



code	Ø (mm)	d1 (mm)	d2 (pulg / in)	D (taladro) (mm)	H (mm)	L (mm)				€/U
895154012	40 x 1/2"	40	1/2"	20 - 25	38,5	42,0	5	75	3.880	18,054
895155012	50 x 1/2"	50	1/2"	20 - 25	38,5	37,0	5	75	3.858	18,054
895156312	63 x 1/2"	63	1/2"	20 - 25	37,5	39,0	5	75	3.833	18,054
895157512	75 x 1/2"	75	1/2"	20 - 25	38,5	40,0	5	75	3.974	18,054
895159012	90 x 1/2"	90	1/2"	20 - 25	38,5	40,5	5	75	4.183	18,054
895151012	110 x 1/2"	110	1/2"	20 - 25	38,5	42,0	5	75	4.019	18,054
895152512	125 x 1/2"	125	1/2"	20 - 25	38,5	43,5	5	45	3.900	18,054
895156012	160 x 1/2"	160-400	1/2"	20 - 25	38,5	47,5	5	70	6.578	18,054
895154034	40 x 3/4"	40	3/4"	20 - 25	43,0	42,0	5	75	5.492	25,327
895155034	50 x 3/4"	50	3/4"	20 - 25	43,0	37,0	5	65	4.414	25,327
895156334	63 x 3/4"	63	3/4"	20 - 25	43,0	39,0	5	65	4.553	25,327
895157534	75 x 3/4"	75	3/4"	20 - 25	43,0	40,5	5	65	4.475	25,327
895159034	90 x 3/4"	90	3/4"	20 - 25	43,0	40,5	5	45	3.088	25,327
895151034	110 x 3/4"	110	3/4"	20 - 25	43,0	44,0	5	45	3.037	25,327
895152534	125 x 3/4"	125	3/4"	20 - 25	43,0	48,0	5	45	3.952	25,327
895156034	160 x 3/4"	160-400	3/4"	20 - 25	43,0	47,5	5	70	8.002	25,327
895157532	75x1"	75	1"	40	57,0	57,0	5	35	7.880	52,576
895159032	90 x 1"	90	1"	40	57,0	57,0	5	35	7.880	52,576
895151032	110 x 1"	110	1"	40	57,0	51,5	5	35	7.180	52,576
895152532	125 x 1"	125	1"	40	57,0	56,0	5	35	7.145	52,576
895156032	160 x 1"	160-400	1"	40	57,0	57,5	5	30	6.820	51,799






BATERÍAS Y COLECTORES

MANIFOLDS AND WATER BATTERIES

Amplia gama de baterías tanto en PPR como en PE-100 con los sistemas de pletina y roscado. Gran capacidad de fabricación de colectores a medida para todo tipo de aplicaciones tales como; cabezales de riego, grupos de presión, climatización, calderas, etc...

Wide range of PP-R and PE-100 manifolds with platten or screw system. Great manufacturing capacity of customized manifolds for all kind of applications, such as irrigation heads, pressure groups, air conditioning, heating boilers, etc ...






ESTÁNDAR
STANDARD



INVERTIDA
INVERTED



LATERAL INVERTIDA
INVERTED SIDE



LATERAL SUPERIOR
UPPER SIDE

BATERIAS TOMA BANDERA PLETINA


FLAG MANIFOLD

code	nº filas	servicios	modelo	diámetro tubo	€/U
	no. rows	services	model	pipe diameter	
850750204	2	4	P75 2F4	75	165,484
850750206	2	6	P75 2F6	75	178,535
850750208	2	8	P75 2F8	75	204,852
850750210	2	10	P75 2F10	75	220,121
850750212	2	12	P75 2F12	75	243,984
850750214	2	14	P75 2F14	75	259,251
850750216	2	16	P75 2F16	75	280,283
850750218	2	18	P75 2F18	75	290,797
850750220	2	20	P75 2F20	75	307,556
850750222	2	22	P75 2F22	75	334,623
850750224	2	24	P75 2F24	75	349,593
850750226	2	26	P75 2F26	75	367,710
850750228	2	28	P75 2F28	75	382,875
850750230	2	30	P75 2F30	75	403,350
850750306	3	6	P75 3F6	75	233,079
850750309	3	9	P75 3F9	75	257,068
850750312	3	12	P75 3F12	75	281,128
850750315	3	15	P75 3F15	75	308,186
850750318	3	18	P75 3F18	75	338,472
850750321	3	21	P75 3F21	75	367,707
850750324	3	24	P75 3F24	75	390,805
850750327	3	27	P75 3F27	75	416,809
850750330	3	30	P75 3F30	75	443,614
850900333	3	33	P90 3F33	90	581,813
850900336	3	36	P90 3F36	90	605,537
850900339	3	39	P90 3F39	90	626,502
850900342	3	42	P90 3F42	90	659,906
850900345	3	45	P90 3F45	90	698,239


SISTEMA CENTRAL / INVERTIDA CENTRAL PLETINA

CENTRAL SYSTEM / CENTRAL INVERTED

code	nº filas	servicios	modelo	diámetro tubo	€/U
	no. rows	services	model	pipe diameter	
852750208	2	8	P75 2F8	75	281,992
852750210	2	10	P75 2F10	75	295,843
852750212	2	12	P75 2F12	75	309,698
852750214	2	14	P75 2F14	75	326,548
852750216	2	16	P75 2F16	75	342,773
852750218	2	18	P75 2F18	75	366,669
852750220	2	20	P75 2F20	75	391,344
852750222	2	22	P75 2F22	75	416,754
852750224	2	24	P75 2F24	75	447,389
852750226	2	26	P75 2F26	75	469,355
852750228	2	28	P75 2F28	75	492,187
852750230	2	30	P75 2F30	75	520,705
852750312	3	12	P75 3F12	75	374,566
852750315	3	15	P75 3F15	75	391,072
852750318	3	18	P75 3F18	75	413,420
852750321	3	21	P75 3F21	75	436,800
852750324	3	24	P75 3F24	75	471,405
852750327	3	27	P75 3F27	75	500,432
852750330	3	30	P75 3F30	75	519,214
852900333	3	33	P90 3F33	90	587,743
852900336	3	36	P90 3F36	90	629,288
852900339	3	39	P90 3F39	90	665,023
852900342	3	42	P90 3F42	90	686,490
852900345	3	45	P90 3F45	90	723,369



CENTRAL
CENTRAL



INVERTIDA CENTRAL
CENTRAL INVERTED





ESTÁNDAR
STANDARD



INVERTIDA
INVERTED



LATERAL INVERTIDA
INVERTED SIDE



LATERAL SUPERIOR
UPPER SIDE



CENTRAL
CENTRAL



INVERTIDA CENTRAL
CENTRAL INVERTED

BATERIAS TOMA BANDERA PLETINA

FLAG MANIFOLD

code	nº filas	servicios	modelo	diámetro tubo	€/U
	no. rows	services	model	pipe diameter	
860750204	2	4	P75 2F4	75	175,413
860750206	2	6	P75 2F6	75	189,247
860750208	2	8	P75 2F8	75	217,144
860750210	2	10	P75 2F10	75	233,328
860750212	2	12	P75 2F12	75	258,623
860750214	2	14	P75 2F14	75	274,804
860750216	2	16	P75 2F16	75	297,099
860750218	2	18	P75 2F18	75	308,244
860750220	2	20	P75 2F20	75	326,009
860750222	2	22	P75 2F22	75	354,701
860750224	2	24	P75 2F24	75	370,570
860750226	2	26	P75 2F26	75	389,774
860750228	2	28	P75 2F28	75	405,848
860750230	2	30	P75 2F30	75	427,550
860750306	3	6	P75 3F6	75	247,063
860750309	3	9	P75 3F9	75	272,492
860750312	3	12	P75 3F12	75	297,994
860750315	3	15	P75 3F15	75	326,676
860750318	3	18	P75 3F18	75	358,779
860750321	3	21	P75 3F21	75	389,771
860750324	3	24	P75 3F24	75	414,255
860750327	3	27	P75 3F27	75	441,818
860750330	3	30	P75 3F30	75	470,229
860900333	3	33	P90 3F33	90	616,720
860900336	3	36	P90 3F36	90	641,870
860900339	3	39	P90 3F39	90	664,091
860900342	3	42	P90 3F42	90	699,501
860900345	3	45	P90 3F45	90	740,132

SISTEMA CENTRAL / INVERTIDA CENTRAL PLETINA

CENTRAL SYSTEM / CENTRAL INVERTED

code	nº filas	servicios	modelo	diámetro tubo	€/U
	no. rows	services	model	pipe diameter	
862750208	2	8	P75 2F8	75	298,912
862750210	2	10	P75 2F10	75	313,596
862750212	2	12	P75 2F12	75	328,277
862750214	2	14	P75 2F14	75	346,141
862750216	2	16	P75 2F16	75	363,340
862750218	2	18	P75 2F18	75	388,671
862750220	2	20	P75 2F20	75	414,825
862750222	2	22	P75 2F22	75	441,760
862750224	2	24	P75 2F24	75	474,234
862750226	2	26	P75 2F26	75	497,517
862750228	2	28	P75 2F28	75	521,719
862750230	2	30	P75 2F30	75	551,949
862750312	3	12	P75 3F12	75	397,040
862750315	3	15	P75 3F15	75	414,537
862750318	3	18	P75 3F18	75	438,227
862750321	3	21	P75 3F21	75	463,007
862750324	3	24	P75 3F24	75	499,690
862750327	3	27	P75 3F27	75	530,459
862750330	3	30	P75 3F30	75	550,367
862900333	3	33	P90 3F33	90	623,010
862900336	3	36	P90 3F36	90	667,045
862900339	3	39	P90 3F39	90	704,923
862900342	3	42	P90 3F42	90	727,677
862900345	3	45	P90 3F45	90	766,772



DOBLE TOMA
DOUBLE INLET

BATERÍA DOBLE TOMA PLETINA

DOUBLE INLET MANIFOLD

code	nº filas	servicios	modelo	diámetro tubo	€/U
	no. rows	services	model	pipe diameter	
850175218	2	18	P75 2F18	75	369,728
850175220	2	20	P75 2F20	75	390,598
850175318	3	18	P75 3F18	75	403,733
850175321	3	21	P75 3F21	75	441,296
850175324	3	24	P75 3F24	75	465,638
850175327	3	27	P75 3F27	75	494,447
850175330	3	30	P75 3F30	75	530,184



COLECTOR ARBOL SALIDA RECTA PLETINA

TREE MANIFOLD STRAIGHT OUTLET

code	nº filas	servicios	modelo	diámetro tubo	€/U
	no. rows	services	model	pipe diameter	
851630102	1	2	P63 1F2	63	98,028
851630103	1	3	P63 1F3	63	104,496
851630104	1	4	P63 1F4	63	110,962
851630105	1	5	P63 1F5	63	117,432
851630106	1	6	P63 1F6	63	123,899



COLECTOR ARBOL SALIDA CURVA PLETINA

TREE MANIFOLD CURVED OUTLET

code	nº filas	servicios	modelo	diámetro tubo	€/U
	no. rows	services	model	pipe diameter	
851163102	1	2	P63 1F2	63	132,052
851163103	1	3	P63 1F3	63	141,998
851163104	1	4	P63 1F4	63	151,945
851163105	1	5	P63 1F5	63	161,893
851163106	1	6	P63 1F6	63	171,840



COLECTOR CANDELABRO SALIDA CURVA PLETINA

CANDLESTICK MANIFOLD CURVED OUTLET

code	nº filas	servicios	modelo	diámetro tubo	€/U
	no. rows	services	model	pipe diameter	
851263104	1	4	P63 1F4	63	183,076
851263106	1	6	P63 1F6	63	201,467
851275108	1	8	P75 1F8	75	248,461
851275110	1	10	P75 1F10	75	267,468



DOBLE TOMA
DOUBLE INLET

BATERÍA DOBLE TOMA PLETINA

DOUBLE INLET MANIFOLD

code	nº filas	servicios	modelo	diámetro tubo	€/U
	no. rows	services	model	pipe diameter	
860175218	2	18	P75 2F18	75	391,912
860175220	2	20	P75 2F20	75	414,034
860175318	3	18	P75 3F18	75	427,956
860175321	3	21	P75 3F21	75	467,774
860175324	3	24	P75 3F24	75	493,576
860175327	3	27	P75 3F27	75	524,114
860175330	3	30	P75 3F30	75	561,993



COLECTOR ARBOL SALIDA RECTA PLETINA

TREE MANIFOLD STRAIGHT OUTLET

code	nº filas	servicios	modelo	diámetro tubo	€/U
	no. rows	services	model	pipe diameter	
861630102	1	2	P63 1F2	63	103,909
861630103	1	3	P63 1F3	63	110,765
861630104	1	4	P63 1F4	63	117,620
861630105	1	5	P63 1F5	63	124,477
861630106	1	6	P63 1F6	63	131,333



COLECTOR ARBOL SALIDA CURVA PLETINA

TREE MANIFOLD CURVED OUTLET

code	nº filas	servicios	modelo	diámetro tubo	€/U
	no. rows	services	model	pipe diameter	
861163102	1	2	P63 1F2	63	139,976
861163103	1	3	P63 1F3	63	150,519
861163104	1	4	P63 1F4	63	161,063
861163105	1	5	P63 1F5	63	171,607
861163106	1	6	P63 1F6	63	182,151




COLECTOR CANDELABRO SALIDA CURVA PLETINA

CANDLESTICK MANIFOLD CURVED OUTLET


code	nº filas	servicios	modelo	diámetro tubo	€/U
	no. rows	services	model	pipe diameter	
861263104	1	4	P63 1F4	63	194,058
861263106	1	6	P63 1F6	63	213,556
861275108	1	8	P75 1F8	63	263,369
861275110	1	10	P75 1F10	63	283,515



ESTÁNDAR
STANDARD



INVERTIDA
INVERTED




LATERAL INVERTIDA
INVERTED SIDE



LATERAL SUPERIOR
UPPER SIDE

BATERÍA TOMA BANDERA ROSCA FLAG MANIFOLD

code	nº filas	servicios	modelo	diámetro tubo	€/U
	no. rows	services	model	pipe diameter	
851750204	2	4	R75 2F4	75	181,874
851750206	2	6	R75 2F6	75	201,463
851750208	2	8	R75 2F8	75	224,855
851750210	2	10	R75 2F10	75	245,688
851750212	2	12	R75 2F12	75	270,202
851750214	2	14	R75 2F14	75	291,093
851750216	2	16	R75 2F16	75	318,160
851750218	2	18	R75 2F18	75	339,521
851750220	2	20	R75 2F20	75	363,890
851750222	2	22	R75 2F22	75	390,680
851750224	2	24	R75 2F24	75	414,290
851750226	2	26	R75 2F26	75	436,180
851750228	2	28	R75 2F28	75	456,572
851750230	2	30	R75 2F30	75	486,971
851750306	3	6	R75 3F6	75	259,159
851750309	3	9	R75 3F9	75	281,951
851750312	3	12	R75 3F12	75	314,087
851750315	3	15	R75 3F15	75	347,959
851750318	3	18	R75 3F18	75	383,521
851750321	3	21	R75 3F21	75	421,097
851750324	3	24	R75 3F24	75	450,845
851750327	3	27	R75 3F27	75	486,988
851750330	3	30	R75 3F30	75	519,371
851900333	3	33	R90 3F33	90	647,173
851900336	3	36	R90 3F36	90	687,590
851900339	3	39	R90 3F39	90	729,226
851900342	3	42	R90 3F42	90	761,570
851900345	3	45	R90 3F45	90	805,331



DOBLE TOMA
DOUBLE INLET

BATERÍA DOBLE TOMA ROSCA DOUBLE INLET MANIFOLD

code	nº filas	servicios	modelo	diámetro tubo	€/U
	no. rows	services	model	pipe diameter	
851175218	2	18	R75 2F18	75	389,734
851175220	2	20	R75 2F20	75	407,916
851175318	3	18	R75 3F18	75	430,520
851175321	3	21	R75 3F21	75	459,304
851175324	3	24	R75 3F24	75	489,014
851175327	3	27	R75 3F27	75	524,461
851175330	3	30	R75 3F30	75	551,211



ESTÁNDAR
STANDARD



INVERTIDA
INVERTED



LATERAL INVERTIDA
INVERTED SIDE



LATERAL SUPERIOR
UPPER SIDE

BATERÍA TOMA BANDERA ROSCA FLAG MANIFOLD

code	nº filas	servicios	modelo	diámetro tubo	€/U
	no. rows	services	model	pipe diameter	
861750204	2	4	R75 2F4	75	192,786
861750206	2	6	R75 2F6	75	213,553
861750208	2	8	R75 2F8	75	238,345
861750210	2	10	R75 2F10	75	260,429
861750212	2	12	R75 2F12	75	286,414
861750214	2	14	R75 2F14	75	308,558
861750216	2	16	R75 2F16	75	337,251
861750218	2	18	R75 2F18	75	359,895
861750220	2	20	R75 2F20	75	385,723
861750222	2	22	R75 2F22	75	414,121
861750224	2	24	R75 2F24	75	439,148
861750226	2	26	R75 2F26	75	462,349
861750228	2	28	R75 2F28	75	483,967
861750230	2	30	R75 2F30	75	516,190
861750306	2	6	R75 3F6	75	274,708
861750309	3	9	R75 3F9	75	298,868
861750312	3	12	R75 3F12	75	332,933
861750315	3	15	R75 3F15	75	368,835
861750318	3	18	R75 3F18	75	406,533
861750321	3	21	R75 3F21	75	446,362
861750324	3	24	R75 3F24	75	477,898
861750327	3	27	R75 3F27	75	516,206
861750330	3	30	R75 3F30	75	550,534
861900333	3	33	R90 3F33	90	686,001
861900336	3	36	R90 3F36	90	728,847
861900339	3	39	R90 3F39	90	772,977
861900342	3	42	R90 3F42	90	807,264
861900345	3	45	R90 3F45	90	853,650



DOBLE TOMA
DOUBLE INLET

BATERÍA DOBLE TOMA ROSCA DOUBLE INLET MANIFOLD

code	nº filas	servicios	modelo	diámetro tubo	€/U
	no. rows	services	model	pipe diameter	
861175218	2	18	R75 2F18	75	413,116
861175220	2	20	R75 2F20	75	432,391
861175318	3	18	R75 3F18	75	456,351
861175321	3	21	R75 3F21	75	486,861
861175324	3	24	R75 3F24	75	518,355
861175327	3	27	R75 3F27	75	555,929
861175330	3	30	R75 3F30	75	584,285

VÁLVULA ENTRADA CON PLETINA

INLET VALVE
WITH PLATTEN



code	medidas (mm) dimensions (mm)		€/U
850000025	DN15	1	25,599

VÁLVULA ROSCADA

VALVE
WITH SCREW



code	medidas (mm) dimensions (mm)		€/U
850000125	DN15	1	19,886

VÁLVULA ROSCADA SALIDA

OUTLET VALVE
WITH SCREW



code	medidas (pulg) dimensions (in)		€/U
850100025	3/4"	1	23,438

MANGUITO DE CONEXIÓN

CONNECTION
COUPLING



code	medidas (pulg) dimensions (in)		€/U
850000077	1/2"-3/4"	1	4,785
850000078	1/2"-7/8"	1	6,959

BRIDA CON ROSCA

FLANGE
WITH SCREW



code	medidas (mm)				€/U
	dimensions (mm)				
849200063	63		1	1	39,347
849200075	75		1	1	45,347
849200090	90		1	1	51,548
849200110	110		1	1	64,959

TORNILLO BRIDA CON TUERCA Y ARANDELA

FLANGE SCREW WITH
NUT AND WASHER



code	medidas (mm)			€/U
	dimensions (mm)			
849203250	M 12 - 60		1	1,921
849206375	M 16 - 80		1	3,512
849201125	M 16 - 100		1	4,290
849202000	M 16 - 120		1	4,865





HERRAMIENTAS Y ACCESORIOS

TOOLS AND ACCESSORIES

Útiles para la instalación de los sistemas socket REPOLEN, así como complementos tipo bridas, tornillería, abrazaderas etc...

Tools and machinery for REPOLEN socket system installation, as well as flat bridles, screws, clamps, etc ...

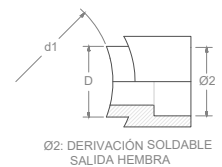
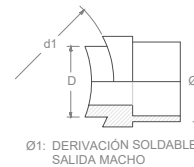



MATRIZ
DIES
MATRICE



code	dimensions (mm)			€/U
843001616	16	1	1	44,397
843002020	20	1	1	49,968
843002525	25	1	1	56,947
843003232	32	1	1	64,995
843004040	40	1	1	77,911
843005050	50	1	1	91,786
843006363	63	1	1	106,205
843007575	75	1	1	129,939
843009090	90	1	1	163,944
843110110	110	1	1	189,911
843125125	125	1	1	249,575
843160160	160	1	1	309,055

MATRIZ SOLDASIENTOS
SADDLE DIES
MATRICE DE DERIVATION



*code	Ø Saddle dies	d1 (mm)	D (mm)	Compatibilidad Ø de matriz con			€/U
				Derivación macho (Ø1)	Derivación hembra (Ø2)		
840402025	40/20-25	40	20 - 25	****	40/20-25	1	154,457
840502025	50/20-25	50			50/20-25	1	154,457
840632025	63/20-25	63			63/20-25	1	154,457
840752025	75/20-25	75			75/20-25	1	154,457
840902025	90/20-25	90			90/20-25	1	154,457
840102025	110/20-25	110			110/20-25	1	154,457
840122025	125/20-25	125			125/20-25	1	154,457
840162025	160/20-25	160			160/20-25	1	154,457
840200025	200/20-25	200	32	****	200/20-25	1	183,537
840252025	250/20-25	250			250/20-25	1	183,537
840312025	315/20-25	315			315/20-25	1	183,537
840500032	50-32	50			50-32	1	154,457
840630032	63-32	63			63-32	1	154,457
840750032	75-32	75			75-32	1	154,457
840900032	90-32	90			90-32	1	154,457
840100032	110-32	110	110-32	1	154,457		
840120032	125-32	125	125-32	1	154,457		
840160032	160-32	160	160-32	1	154,457		
840200032	200-32	200	200-32	1	199,860		
840250032	250-32	250	250-32	1	199,860		
840315032	315-32	315	315-32	1	199,860		





840750040	75-40	75			75-40	1	154,457	
840900040	90-40	90			90-40	1	154,457	
840100040	110-40	110			110-40	1	154,457	
840120040	125-40	125	40	****	125-40	1	154,457	
840160040	160-40	160			160-40	1	205,950	
840200040	200-40	200			200-40	1	259,498	
840250040	250-40	250			250-40	1	259,498	
840315040	315-40	315			315-40	1	259,498	
840900050	90-50	90			90-63	90-50	1	256,697
840100050	110-50	110			110-63	110-50	1	199,606
840120050	125-50	125			125-63	125-50	1	199,606
840160050	160-50	160			160-63	160-50	1	229,969
840200050	200-50	200	50		200-63	200-50	1	278,399
840250050	250-50	250			250-63	250-50	1	278,399
840315050	315-50	315			315-63	315-50	1	278,399
840355050	355-50	355			355-63	355-50	1	154,457
840400050	400-50	400			400-63	400-50	1	154,457
840900063	90-63	90			90-75	90-63	1	239,784
840100063	110-63	110			110-75	110-63	1	252,650
840120063	125-63	125			125-75	125-63	1	234,249
840160063	160-63	160			160-75	160-63	1	257,177
840200063	200-63	200	63		200-75	200-63	1	299,712
840250063	250-63	250			250-75	250-63	1	299,712
840315063	315-63	315			315-75	315-63	1	299,712
840355063	355-63	355			355-75	355-63	1	229,744
840400063	400-63	400			400-75	400-63	1	229,744
840110075	110-75	110			110-90		1	344,442
840125075	125-75	125			125-90		1	399,624
840160075	160-75	160			160-90		1	357,950
840200075	200-75	200	75		200-90	****	1	307,003
840250075	250-75	250			250-90		1	307,003
840315075	315-75	315			315-90		1	307,003
840355075	355-75	355			355-90		1	307,003
840400075	400-75	400			400-90		1	307,003
840160090	160-90	160			160-110		1	498,146
840200090	200-90	200			200-110		1	498,146
840250090	250-90	250	90		250-110	****	1	498,146
840315090	315-90	315			315-110		1	498,146
840355090	355-90	355			355-110		1	498,146
840400090	400-90	400			400-110		1	498,146
840200110	200-110	200					1	651,456
840250110	250-110	250					1	651,456
840315110	315-110	315	110	****	****		1	651,456
840355110	355-110	355					1	651,456
840400110	400-110	400					1	651,456

MATRIZ REPARACIÓN

REPAIR DIE

MATRICE DE REPARATION



code	dimensions (mm)			€/U
843000000	7	1	1	89,910
843000011	11	1	1	89,910

PINTURA DE TUBOS Y ACCESORIOS PROTECCION UV

UV PROTECTION PAINT FOR PIPES AND FITTINGS

BYPASS MÂLE RÉDUIT

code	description	€/liter
599999025	DISOLVENTE DESENGRASANTE PP	(1)
599999020	IMPRIMACIÓN ADHERENTE PP	(1)
599999120	OMACRILL BRILLO RAL 9005	(1)
599999125	ENDURECEDOR NA	(1)
599999100	ADITIVO PRESERVANTE UV	(1)



(1) Bajo demanda. Consultar precio y disponibilidad. / (1) On request. Check availability and price / (1) Sur Demande. Vérifier le Prix et la disponibilité

BROCA DERIVACIONES

SADDLE DRILL

DERIVATION DRILL




type	code	dimensions (mm)			€/U
Broca Drill	840000007	20-25	1	1	53,840
	840000024	32	1	1	66,795
	840000026	40	1	1	159,896
	840000027	50	1	1	189,620
	840000028	63	1	1	239,651
Corona	*840000033	75	1	1	259,558
Crown	*840000034	90	1	1	292,306

(*) Consultar su disponibilidad / (*) Check availability. / (*) Consulter la disponibilité

CORTATUBOS
 PIPE CUTTER
 BYPASS MÂLE RÉDUIT



code	dimensions (mm)		€/U
84000022	50 - 110	1	367,228

TIJERAS
 SCISSORS
 CISEAUX




TIPO A / TYPE A



TIPO B / TYPE B




TIPO C / TYPE C

code	type	dimensions (mm)		€/U
84000002	A	16 - 40	1	24,955
840000101	B	16 - 63	1	161,245
840000102	C	16 - 75	1	599,969

ALINEAMIENTO DE GRUPOS
 CLUSTER ALIGNER
 BYPASS MÂLE RÉDUIT



code	dimensions (mm)		€/U
840000000	20 (1/2")	1	135,291



PLACA SOPORTE CODO
 PLATE SUPPORT ELBOW
 PLAQUE DE SUPPORT DE COUDE



code		€/U
849000001	125	8,992

RASCADOR
 PIPE SCRAPERS
 RACLEUR DE TUYAU




TIPO A / TYPE A



TIPO B / TYPE B




TIPO C / TYPE C

code	type	description	∅ (mm)		€/U
840000076	A		50 a 160	1	(1)
840000077	A	Rascadores RTC	75 a 315	1	(1)
840000078	A		355 a 710	1	(1)
840000079	B	Rascadores PS	75 a 200	1	(1)
840000080	B		137 a 426	1	(1)
840000023	C	Rascador manual	170 x 50 x 20	1	55,343

(1) Bajo demanda. Consultar precio y disponibilidad. / (1) On request. Check availability and price / (1) Sur Demande. Vérifier le Prix et la disponibilité


MALETA COMPLETA POLIFUSOR
 COMPLETE POLYFUSION CASE
 MACHINE DE POLYFUSION



code	dimensions (mm)	Tensión (V)		€/U
840001632	20 - 32	220	1	490,135
820253240	20 - 63	220	1	625,041
840092032	20 - 32	110	1	490,135
840092063	20 - 63	110	1	625,041

MÁQUINA SOLDAR A MANO
 MANUAL WELDING MACHINE
 MACHINE DE POLYFUSION




code	dimensions (mm)		€/U
*820020125	16 - 125	1	688,810

(*) Con caballete, sin matrices. / (*) With small workbench, without matrixs.

POLIFUSOR DE BANCO
 POLYFUSION SET
 MACHINE DE POLYFUSION BANQUE




code	dimensions (mm)		€/U
820075160	50 - 160	1	(1)

(1) Bajo demanda. Consultar precio y disponibilidad. / (1) On request. Check availability and price / (1) Sur Demande. Vérifier le Prix et la disponibilité

MAQUINAS ELECTROSOLDABLES
ELECTRO WELDING MACHINE
ÉCTROSOUDABLE MACHINE



code	description	∅ (mm)		€/U
848000000		20 - 125/160	1	(1)
848000001	Fusión de accesorios HDPE, PP, PPR	20 - 315	1	(1)
848000002		20 - 500	1	(1)
848000011		20 - 1600	1	(1)

(1) Bajo demanda. Consultar precio y disponibilidad. / (1) On request. Check availability and price / (1) Sur Demande.
Vérifier le Prix et la disponibilité

APROXIMADOR
PRISM JIG MACHINE
APPROXIMATEUR DE POLYFUSION



TIPO A / TYPE A



TIPO B / TYPE B



TIPO C / TYPE C

code	type	dimensions (mm)		€/U
840000084	A	20 - 125 mm	1	(1)
840000089	B	20 - 125 mm	1	(1)
840000088	C	20 - 125 mm	1	(1)

(1) Bajo demanda. Consultar precio y disponibilidad. / (1) On request. Check availability and price / (1) Sur Demande.
Vérifier le Prix et la disponibilité

MAQUINA SOLDADURA A TOPE
 BUTT FUSION MACHINE
 MACHINE SOUDURE BOUT À BOUT



code	description	∅ (mm)		€/U
848000003	Soldadura a tope	280 - 630	1	(1)
848000007		90 - 315	1	(1)

(1) Bajo demanda. Consultar precio y disponibilidad. / (1) On request. Check availability and price / (1) Sur Demande. Vérifier le Prix et la disponibilité

TAPÓN PRUEBAS
 TEST CAP
 BOUCHON D'ESSAI



code	dimensions (in)				€/U
842000025	1 / 2" (rojo / red)	25	200	3.143	0,991
842000026	1 / 2" (azul / blue)	25	200	3.143	0,991
842000020	3/4" (rojo / red)	25	200	3.589	1,103
842000021	3/4" (azul / blue)	25	200	3.589	1,103

RACORD LOCO
 IDDL ADAPTOR
 AJUSTEMENT FOU



code	dimensions (mm)				€/U
842001234	20-25	10	100	6.500	5,315
842000341	25-32	10	60	7.500	9,989
842001114	32-40	10	40	8.000	16,894

**ABRAZADERA ISOFONICA
 INOX 304 VERDE**
 INOX 304 ISOFONIC CLAMP GREEN
 INOX SERRER ISOPHONIQUE VERTE



code	dimensions (mm)				€/U
840001016	16	2	100	50	6,344
840001020	20	2	100	46	6,938
840001025	25	2	100	52	7,532
840001032	32	2	100	60	8,191
840001040	40	2	70	67	8,852
840001050	50	2	70	69	9,513
840001063	63	2	50	90	10,899
840001075	75	2	50	121	12,813
840001090	90	2	40	135	15,253
840001110	110	2	40	155	18,421
840001125	125	2	30	195	20,205
840001160	160	2	20	205	23,110

**ABRAZADERA ISOFONICA
 GOMA VERDE**
 ISOFONIC CLAMP GREEN
 SERRER ISOPHONIQUE VERTE






code	dimensions (mm)				€/U
840000201	20	2	100	46	3,856
840000251	25	2	100	52	3,989
840000321	32	2	100	60	4,056
840000401	40	2	70	67	4,119
840000501	50	2	70	69	4,523
840000631	63	2	50	90	4,987
840000751	75	2	50	121	5,781
840000901	90	2	40	135	6,111
840001101	110	2	40	155	8,181
840001601	160	2	20	205	12,810

ABRAZADERA ISOFONICA INOX 304 NEGRA


INOX 304 ISOFONIC CLAMP BLACK

INOX SERRER ISOPHONIQUE NÈGRE



code	dimensions (mm)				€/U
890001016	16	2	100	49	5,835
890001020	20	2	100	47	6,384
890001025	25	2	100	52	6,932
890001032	32	2	100	59	7,534
890001040	40	2	70	66	8,147
890001050	50	2	70	73	8,747
890001063	63	2	50	89	10,026
890001075	75	2	50	124	11,789
890001090	90	2	40	135	14,028
890001110	110	2	40	150	16,941
890001125	125	2	30	165	18,587
890001160	160	2	20	215	21,256





INFORMACIÓN GENERAL
GENERAL INFORMATION

**RELACIÓN DE PRESIONES DE TRABAJO ADMISIBLES PARA
CIRCUITOS ABIERTOS EN TUBOS REPOLEN PPR MONOCAPA**
RELATIONSHIP OF WORK PRESSURES ADMISSIBLE FOR
OPEN CIRCUITS IN PIPES REPOLEN PPR MONOLAYER

TEMPERATURA	VÍDA UTIL DE SERVICIO	REPOLEN PPR SERIE 5 - SDR 11		REPOLEN PPR SERIE 3,2 - SDR 7,4		REPOLEN PPR SERIE 2,5 - SDR 6	
TEMPERATURE	UTILITY SERVICE LIFE	BAR	PSI	BAR	PSI	BAR	PSI
10 °C	1	17,50	253,75	27,80	403,10	35,10	508,95
	5	16,50	239,25	26,20	379,90	33,00	478,50
	10	16,10	233,45	25,60	371,20	32,20	466,90
	25	15,60	226,20	24,70	358,15	31,10	450,95
	50	15,20	220,40	24,10	349,45	30,30	439,35
	100	14,80	214,60	23,50	340,75	29,60	429,20
20 °C	1	15,00	217,50	23,70	343,65	29,90	433,55
	5	14,10	204,45	22,30	323,35	28,10	407,45
	10	13,70	198,65	21,70	314,65	27,40	397,30
	25	13,20	191,40	21,00	304,50	26,40	382,80
	50	12,90	187,05	20,40	295,80	25,70	372,65
	100	12,50	181,25	19,90	288,55	25,00	362,50
30 °C	1	12,70	184,15	20,20	292,90	25,40	368,30
	5	11,90	172,55	18,90	274,05	23,80	345,10
	10	11,60	168,20	18,40	266,80	23,20	336,40
	25	11,20	162,40	17,70	256,65	22,30	323,35
	50	10,90	158,05	17,20	249,40	21,70	314,65
	100	10,60	153,70	16,80	243,60	21,10	305,95
40 °C	1	10,80	156,60	17,10	247,95	21,60	313,20
	5	10,10	146,45	16,00	232,00	20,20	292,90
	10	9,80	142,10	15,50	224,75	19,60	284,20
	25	9,40	136,30	15,00	217,50	18,80	272,60
	50	9,20	133,40	14,50	210,25	18,30	265,35
	100	8,90	129,05	14,10	204,45	17,80	258,10
50 °C	1	9,10	131,95	14,50	210,25	18,20	263,90
	5	8,50	123,25	13,50	195,75	17,00	246,50
	10	8,20	118,90	13,10	189,95	16,50	239,25
	25	7,90	114,55	12,60	182,70	15,90	230,55
	50	7,70	111,65	12,20	176,90	15,40	223,30
	100	7,50	108,75	11,80	171,10	14,90	216,05
60 °C	1	7,70	111,65	12,20	176,90	15,40	223,30
	5	7,10	102,95	11,30	163,85	14,30	207,35
	10	6,90	100,05	11,00	159,50	13,90	201,55
	25	6,60	95,70	10,50	152,25	13,30	192,85
	50	6,40	92,80	10,20	147,90	12,90	187,05
	100	6,50	94,25	10,30	149,35	12,90	187,05
70 °C	1	6,50	94,25	10,30	149,35	12,90	187,05
	5	6,00	87,00	9,50	137,75	12,00	174,00
	10	5,80	84,10	9,20	133,40	11,60	168,20
	25	5,00	72,50	8,00	116,00	10,00	145,00
	50	4,20	60,90	6,70	97,15	8,50	123,25
	100	5,40	78,30	8,60	124,70	10,80	156,60
80 °C	1	5,40	78,30	8,60	124,70	10,80	156,60
	5	4,80	69,60	7,60	110,20	9,60	139,20
	10	4,00	58,00	6,40	92,80	8,10	117,45
	25	3,20	46,40	5,10	73,95	6,50	94,25
95 °C	1	3,80	55,10	6,10	88,45	7,60	110,20
	5	2,60	37,70	4,10	59,45	5,20	75,40

CIRCUITO ABIERTO: Factor de Seguridad aplicado según Normas UNE EN 15874 y DIN 8077 (SF=1,50)

OPEN CIRCUIT: Safety Factor applied according to UNE EN 15874 and DIN 8077 Standards (SF=1,50)

1bar=14,5psi



**RELACIÓN DE PRESIONES DE TRABAJO ADMISIBLES PARA
CIRCUITOS CERRADOS EN TUBOS REPOLEN PPR MONOCAPA**
RELATIONSHIP OF ADMISSIBLE WORKING PRESSURES FOR
CLOSED CIRCUITS IN PIPES REPOLEN PPR MONOLAYER

TEMPERATURA	VIDA UTIL DE SERVICIO	REPOLEN PPR SERIE 5 - SDR 11		REPOLEN PPR SERIE 3,2 - SDR 7,4		REPOLEN PPR SERIE 2,5 - SDR 6	
TEMPERATURE	UTILITY SERVICE LIFE	BAR	PSI	BAR	PSI	BAR	PSI
10 °C	1	21,10	305,95	33,40	484,30	42,10	610,45
	5	19,80	287,10	31,50	456,75	39,70	575,65
	10	19,30	279,85	30,70	445,15	38,60	559,70
	25	18,70	271,15	29,70	430,65	37,40	542,30
	50	18,20	263,90	28,90	419,05	36,40	527,80
	100	17,80	258,10	28,20	408,90	35,50	514,75
20 °C	1	18,00	261,00	28,50	413,25	35,90	520,55
	5	16,90	245,05	26,80	388,60	33,70	488,65
	10	16,40	237,80	26,10	378,45	32,80	475,60
	25	15,90	230,55	25,20	365,40	31,70	459,65
	50	15,40	223,30	24,50	355,25	30,90	448,05
	100	15,00	217,50	23,90	346,55	30,10	436,45
30 °C	1	15,30	221,85	24,20	350,90	30,50	442,25
	5	14,30	207,35	22,70	329,15	28,60	414,70
	10	13,90	201,55	22,10	320,45	27,80	403,10
	25	13,40	194,30	21,30	308,85	26,80	388,60
	50	13,00	188,50	20,70	300,15	26,10	378,45
	100	12,70	184,15	20,10	291,45	25,40	368,30
40 °C	1	13,00	188,50	20,60	298,70	25,90	375,55
	5	12,10	175,45	19,20	278,40	24,20	350,90
	10	11,80	171,10	18,70	271,15	23,50	340,75
	25	11,30	163,85	18,00	261,00	22,60	327,70
	50	11,00	159,50	17,40	252,30	22,00	319,00
	100	10,70	155,15	16,90	245,05	21,40	310,30
50 °C	1	11,00	159,50	17,40	252,30	21,90	317,55
	5	10,20	147,90	16,20	234,90	20,40	295,80
	10	9,90	143,55	15,70	227,65	19,80	287,10
	25	9,50	137,75	15,10	218,95	19,00	275,50
	50	9,20	133,40	14,70	213,15	18,50	268,25
	100	9,00	130,50	14,20	205,90	17,90	259,55
60 °C	1	9,20	133,40	14,70	213,15	18,50	268,25
	5	8,60	124,70	13,60	197,20	17,20	249,40
	10	8,30	120,35	13,20	191,40	16,60	240,70
	25	8,00	116,00	12,70	184,15	16,00	232,00
	50	7,70	111,65	12,30	178,35	15,50	224,75
	100	7,80	113,10	12,30	178,35	15,50	224,75
70 °C	1	7,80	113,10	12,30	178,35	15,50	224,75
	5	7,20	104,40	11,40	165,30	14,40	208,80
	10	7,00	101,50	11,10	160,95	13,90	201,55
	25	6,00	87,00	9,60	139,20	12,10	175,45
	50	5,10	73,95	8,10	117,45	10,20	147,90
	100	6,50	94,25	10,30	149,35	13,00	188,50
80 °C	1	6,50	94,25	10,30	149,35	13,00	188,50
	5	5,70	82,65	9,10	131,95	11,50	166,75
	10	4,80	69,60	7,70	111,65	9,70	140,65
	25	3,90	56,55	6,20	89,90	7,80	113,10
95 °C	1	4,60	66,70	7,30	105,85	9,20	133,40
	5	3,10	44,95	4,90	71,05	6,20	89,90

CIRCUITO CERRADO: Factor de Seguridad aplicado según Normas UNE EN 15874 y DIN 8077 (SF=1,25)

CLOSED CIRCUIT: Safety Factor applied according to UNE EN 15874 and DIN 8077 Standards (SF=1,25)

1bar=14,5psi



**RELACIÓN DE PRESIONES DE TRABAJO ADMISIBLES PARA
CIRCUITOS ABIERTOS EN TUBOS REPOLEN FASER PPR**
RELATIONSHIP OF WORK PRESSURES ADMISSIBLE FOR
OPEN CIRCUITS IN PIPES REPOLEN FASER PPR

TEMPERATURA	VIDA UTIL DE SERVICIO	REPOLEN FASER CLIMA SERIE 5 - SDR 11		REPOLEN FASER SERIE 3.2 - SDR 7.4	
TEMPERATURE	UTILITY SERVICE LIFE	BAR	PSI	BAR	PSI
10 °C	1	21,90	317,55	27,80	403,10
	5	20,70	300,15	26,40	382,80
	10	20,20	292,90	25,50	369,75
	25	19,20	282,75	24,70	358,15
	50	19,00	275,50	24,00	348,00
20 °C	1	18,80	272,60	23,80	345,10
	5	17,70	256,65	22,30	323,35
	10	17,20	249,40	21,70	314,65
	25	16,60	240,70	21,10	305,95
	50	16,20	234,90	20,40	295,80
30 °C	1	16,00	232,00	20,20	292,90
	5	15,00	217,50	19,00	275,50
	10	14,60	211,70	18,30	265,35
	25	14,10	204,45	17,70	256,65
	50	13,70	198,65	17,30	250,85
40 °C	1	13,60	197,20	17,10	247,95
	5	12,80	185,60	16,00	232,00
	10	12,40	179,80	15,60	226,20
	25	11,90	172,55	15,00	217,50
	50	11,60	168,20	14,50	210,25
50 °C	1	11,60	168,20	14,50	210,25
	5	10,80	156,60	13,50	195,75
	10	10,50	152,25	13,10	189,95
	25	10,10	146,45	12,60	182,70
	50	9,80	142,10	12,20	176,90
60 °C	1	9,80	142,10	12,20	176,90
	5	9,10	131,95	11,60	168,20
	10	8,80	127,60	11,00	159,50
	25	8,50	123,25	10,50	152,25
	50	8,20	118,90	10,10	146,45
70 °C	1	8,30	120,35	10,30	149,35
	5	7,70	111,65	9,50	137,75
	10	7,40	107,30	9,30	134,85
	25	6,90	100,05	8,00	116,00
	50	6,30	91,35	6,70	97,15
80 °C	1	6,80	98,60	8,60	124,70
	5	6,00	87,00	7,60	110,20
	10	5,20	75,40	6,30	91,35
	25	4,10	59,45	5,10	73,95
95 °C	1	3,80	55,10	6,10	88,45
	5	2,60	37,70	4,00	58,00

CIRCUITO ABIERTO: Factor de Seguridad aplicado según Normas UNE EN 15874 y DIN 8077 (SF=1,50)

OPEN CIRCUIT: Safety Factor applied according to UNE EN 15874 and DIN 8077 Standards (SF=1,50)

1bar=14,5psi



**RELACIÓN DE PRESIONES DE TRABAJO ADMISIBLES PARA
CIRCUITOS CERRADOS EN TUBOS REPOLEN FASER PPR**
RELATIONSHIP OF WORK PRESSURES ADMISSIBLE FOR
CLOSED CIRCUITS IN PIPES REPOLEN FASER PPR

TEMPERATURA	VÍDA UTIL DE SERVICIO	REPOLEN FASER CLIMA SERIE 5 - SDR 11		REPOLEN FASER SERIE 3.2 - SDR 7.4	
TEMPERATURE	UTILITY SERVICE LIFE	BAR	PSI	BAR	PSI
10 °C	1	26,30	381,35	33,40	484,30
	5	24,80	359,60	31,70	459,65
	10	24,20	350,90	30,60	443,70
	25	23,40	339,30	29,60	429,20
	50	22,80	330,60	28,80	417,60
20 °C	1	22,60	327,70	28,60	414,70
	5	21,20	307,40	26,80	388,60
	10	20,60	298,70	26,10	378,45
	25	19,90	288,55	25,30	366,85
	50	19,40	281,30	24,50	355,25
30 °C	1	19,20	278,40	24,30	352,35
	5	18,00	261,00	22,80	330,60
	10	17,50	253,75	22,00	319,00
	25	16,90	245,05	21,30	308,85
	50	16,40	237,80	20,70	300,15
40 °C	1	16,30	236,35	20,50	297,25
	5	15,40	223,30	19,20	278,40
	10	14,90	216,05	18,70	271,15
	25	14,30	207,35	18,00	261,00
	50	13,90	201,55	17,50	253,75
50 °C	1	13,90	201,55	17,50	253,75
	5	13,00	188,50	16,20	234,90
	10	12,60	182,70	15,70	227,65
	25	12,10	175,45	15,20	220,40
	50	11,80	171,10	14,70	213,15
60 °C	1	11,80	171,10	14,70	213,15
	5	10,90	158,05	13,70	198,65
	10	10,60	153,70	13,20	191,40
	25	10,20	147,90	12,60	182,70
	50	9,80	142,10	12,10	175,45
70 °C	1	10,00	145,00	12,40	179,80
	5	9,20	133,40	11,40	165,30
	10	8,90	129,05	11,10	160,95
	25	8,30	120,35	9,60	139,20
	50	7,60	110,20	8,10	117,45
80 °C	1	8,20	118,90	10,40	150,80
	5	7,20	104,40	9,20	133,40
	10	6,20	89,90	7,80	113,10
	25	4,90	71,05	6,20	89,90
95 °C	1	4,60	66,70	7,30	105,85
	5	3,10	44,95	4,80	69,60

CIRCUITO CERRADO: Factor de Seguridad aplicado según Normas UNE EN 15874 y DIN 8077 (SF=1,25)

CLOSED CIRCUIT: Safety Factor applied according to UNE EN 15874 and DIN 8077 Standards (SF=1,25)

1bar=14,5psi



**RELACIÓN DE PRESIONES DE TRABAJO ADMISIBLES PARA
CIRCUITOS ABIERTOS EN TUBOS REPOLEN FASER RP**
RELATIONSHIP OF WORK PRESSURES ADMISSIBLE FOR
OPEN CIRCUITS IN PIPES REPOLEN FASER RP

TEMPERATURA	VÍDA UTIL DE SERVICIO	REPOLEN FASER RP CLIMA SERIE 8 - SDR 17		REPOLEN FASER RP CLIMA SERIE 5 - SDR 11		REPOLEN FASER RP SERIE 4 - SDR 9	
TEMPERATURE	UTILITY SERVICE LIFE	BAR	PSI	BAR	PSI	BAR	PSI
10 °C	1	13,10	189,97	20,74	300,79	26,20	379,95
	5	12,67	183,67	20,09	291,35	25,33	367,35
	10	12,56	182,16	19,88	288,28	25,02	362,73
	25	12,31	178,43	19,49	282,65	24,50	355,29
	50	12,09	175,27	19,28	279,49	24,18	350,55
	100	11,99	173,86	18,97	275,01	23,87	346,13
20 °C	1	11,39	165,16	18,18	263,61	22,89	331,90
	5	11,06	160,36	17,52	254,04	22,12	320,73
	10	10,92	158,38	17,26	250,25	21,74	315,18
	25	10,68	154,89	16,90	244,98	21,36	309,78
	50	10,47	151,87	16,69	242,04	21,06	305,32
	100	10,35	150,01	16,44	238,44	20,69	300,02
30 °C	1	9,77	141,72	15,53	225,18	19,66	285,02
	5	9,47	137,38	15,14	219,49	18,95	274,75
	10	9,36	135,67	14,80	214,55	18,71	271,35
	25	9,13	132,40	14,57	211,20	18,37	266,37
	50	9,01	130,70	14,34	207,86	18,03	261,40
	100	8,86	128,53	14,05	203,77	17,73	257,06
40 °C	1	8,57	124,33	13,52	196,06	17,04	247,07
	5	8,21	118,97	13,02	188,77	16,41	237,95
	10	8,10	117,39	12,80	185,60	16,08	233,19
	25	7,87	114,11	12,57	182,26	15,74	228,22
	50	7,72	111,91	12,28	178,10	15,44	223,81
	100	7,60	110,23	12,05	174,79	15,20	220,46
50 °C	1	7,44	107,93	11,84	171,71	15,00	217,50
	5	7,17	103,94	11,31	164,02	14,34	207,87
	10	6,99	101,40	11,10	160,95	13,99	202,80
	25	6,80	98,53	10,81	156,68	13,70	198,68
	50	6,66	96,57	10,66	154,51	13,43	194,75
	100	6,49	94,11	10,34	149,93	13,09	189,81
60 °C	1	6,33	91,77	10,06	145,85	12,66	183,54
	5	6,10	88,48	9,72	140,91	12,20	176,96
	10	6,03	87,38	9,55	138,49	12,05	174,76
	25	5,92	85,81	9,33	135,31	11,84	171,61
	50	5,76	83,56	9,15	132,72	11,53	167,13
	100	5,40	78,36	8,62	125,04	10,81	156,72
70 °C	5	5,13	74,39	8,21	119,02	10,37	150,42
	10	5,03	72,92	8,00	116,01	10,17	147,50
	25	4,92	71,39	7,90	114,56	9,96	144,44
	50	4,79	69,43	7,75	112,40	9,69	140,51
	100	4,49	65,05	7,13	103,41	9,09	131,77
	80 °C	5	4,26	61,70	6,90	100,05	8,63
10		4,24	61,43	6,76	97,95	8,47	122,86
25		4,14	60,03	6,56	95,05	8,28	120,06
100		3,58	51,86	5,80	84,05	7,28	105,51
95 °C	5	3,47	50,34	5,46	79,11	6,94	100,69

CIRCUITO ABIERTO: Factor de Seguridad aplicado según Normas UNE EN 15874 y DIN 8077 (SF=1,50)

OPEN CIRCUIT: Safety Factor applied according to UNE EN 15874 and DIN 8077 Standards (SF=1,50)

1bar=14,5psi



**RELACIÓN DE PRESIONES DE TRABAJO ADMISIBLES PARA
CIRCUITOS CERRADOS EN TUBOS REPOLEN FASER RP
RELATIONSHIP OF WORK PRESSURES ADMISSIBLE FOR
CLOSED CIRCUITS IN PIPES REPOLEN FASER RP**

TEMPERATURA	VIDA UTIL DE SERVICIO	REPOLEN FASER RP CLIMA SERIE 8 - SDR 17		REPOLEN FASER RP CLIMA SERIE 5 - SDR 11		REPOLEN FASER RP SERIE 4 - SDR 9	
TEMPERATURE	UTILITY SERVICE LIFE	BAR	PSI	BAR	PSI	BAR	PSI
10 °C	1	15.68	227.42	25.08	363.75	31,71	459,80
	5	15.28	221.61	24.40	353.89	30,72	445,44
	10	15.03	217.99	24.04	348.67	30,3	439,35
	25	14.70	213.20	23.52	341.12	29,74	431,23
	50	14.60	211.75	23.36	338.80	29,31	425,00
	100	14.38	208.56	23.00	333.58	28,89	418,91
20 °C	1	13.66	198.12	21.85	316.90	27,64	400,78
	5	13.22	191.74	21.15	306.75	26,73	387,59
	10	13.11	190.14	20.97	304.14	26,33	381,79
	25	12.80	185.64	20.48	297.03	25,81	374,25
	50	12.68	183.90	20.30	294.42	25,42	368,59
	100	12.46	180.71	19.93	289.06	25,02	362,79
30 °C	1	11.93	173.03	19.08	276.73	23,75	344,38
	5	11.60	168.24	18.56	269.19	22,94	332,63
	10	11.38	165.05	18.20	263.96	22,59	327,56
	25	11.16	161.86	17.85	258.89	22,13	320,89
	50	11.05	160.26	17.68	256.42	21,78	315,81
	100	10.82	156.93	17.31	251.06	21,43	310,74
40 °C	1	10.42	151.12	16.67	241.77	20,66	299,57
	5	10.08	146.19	16.12	233.80	19,87	288,12
	10	9.86	143.00	15.77	228.72	19,53	283,19
	25	9.75	141.41	15.60	226.25	19,07	276,52
	50	9.53	138.22	15.24	221.03	18,73	271,59
	100	9.41	136.48	15.05	218.28	18,39	266,66
50 °C	1	9.22	133.72	14.75	213.93	18,23	264,34
	5	8.87	128.64	14.19	205.80	17,41	252,45
	10	8.64	125.31	13.82	200.44	17,06	247,37
	25	8.52	123.57	13.63	197.78	16,6	240,70
	50	8.30	120.38	13.20	191.44	16,24	235,48
	100	8.18	118.64	13.00	188.54	15,88	230,26
60 °C	1	7.75	112.40	12.40	179.84	15,58	225,91
	5	7.52	109.06	12.03	174.48	14,98	217,21
	10	7.40	107.32	11.84	171.72	14,72	213,44
	25	7.17	103.99	11.47	166.35	14,38	208,51
	50	7.06	102.39	11.30	163.89	14,12	204,74
	100	6.62	96.01	10.59	153.59	13,29	192,71
70 °C	1	6.27	90.93	10.00	145.03	12,73	184,59
	5	6.16	89.34	9.85	142.86	12,49	181,11
	10	6.04	87.60	9.66	140.10	12,17	176,47
	25	5.93	86.00	9.50	137.78	11,92	172,84
	50	5.53	80.20	8.84	128.21	11,18	162,11
	100	5.29	76.72	8.46	122.70	10,65	154,43
80 °C	10	5.17	74.98	8.27	119.94	10,41	150,95
	25	5.06	73.38	8.10	117.48	10,11	146,60
	1	4.30	62.36	6.88	99.78	9,26	134,27
	5	4.06	58.88	6.49	94.12	8,86	128,47

CIRCUITO CERRADO: Factor de Seguridad aplicado según Normas UNE EN 15874 y DIN 8077 (SF=1,25)

CLOSED CIRCUIT: Safety Factor applied according to UNE EN 15874 and DIN 8077 Standards (SF=1,25)

1bar=14,5psi



SUPPORTACIÓN: DISTANCIAS ENTRE PUNTOS FIJOS Y MÓVILES SUPPORT: DISTANCE BETWEEN FIXED POINTS AND MOVING POINTS

Distancia máxima entre abrazaderas para puntos móviles d (mm) en tubería monocapa REPOLEN PP-R y AGUA REGENERADA.
Maximum distance between moving points clamps d (mm) in monolayer pipe REPOLEN PP-R and REGENERATED WATER.

DISTANCIA ENTRE PUNTOS MÓVILES (Normas UNE EN 806-4 y CEN/TR 12108)		
DISTANCE BETWEEN MOVING POINTS		
∅ Tubería (mm)	d (mm) Agua fría (1°C a 30°C)	d (mm) Agua caliente (31°C a 70°C)
∅ Pipe (mm)	d (mm) Cold water (1°C to 30°C)	d (mm) Hot water (31°C to 70°C)
16	750	400
20	800	500
25	850	600
32	1000	650
40	1100	800
50	1250	1000
63	1400	1200
75	1500	1300
90	1650	1450
110	1900	1600
125	2100	1850
160	2500	2300
200	2800	2500
250	3000	2700

Distancia máxima entre abrazaderas para puntos fijos d (mm) en tubería monocapa REPOLEN PP-R y AGUA REGENERADA.
Maximum distance between fixed points clamps d (mm) in monolayer pipe REPOLEN PP-R and REGENERATED WATER.

DISTANCIA ENTRE PUNTOS FIJOS (Normas UNE EN 806-4 y CEN/TR 12108)		
DISTANCE BETWEEN FIXED POINTS		
∅ Tubería (mm)	d (mm) Agua fría (1°C a 30°C)	d (mm) Agua caliente (31°C a 70°C)
∅ Pipe (mm)	d (mm) Cold water (1°C to 30°C)	d (mm) Hot water (31°C to 70°C)
16	600	250
20	700	300
25	800	350
32	900	400
40	1100	500
50	1250	600
63	1400	750
75	1500	900
90	1650	1100
110	1850	1300
125	2000	1400
160	2300	1800
200	2500	2000
250	2700	2300



SUPORTACIÓN: DISTANCIAS ENTRE PUNTOS FIJOS Y MÓVILES
SUPPORT: DISTANCE BETWEEN FIXED POINTS AND MOVING POINTS

Distancia máxima entre abrazaderas para puntos móviles d (mm) en tubería multicapa REPOLEN FASER, FASER RP y FASER CLIMA.

Maximum distance between moving points clamps d (mm) in multilayer pipe REPOLEN FASER, FASER RP and FASER CLIMA.

DISTANCIA ENTRE PUNTOS MÓVILES (Normas UNE EN 806-4 y CEN/TR 12108)		
DISTANCE BETWEEN MOVING POINTS		
Ø Tubería (mm)	d (mm) Agua fría (1°C a 30°C)	d (mm) Agua caliente (31°C a 70°C)
Ø Pipe (mm)	d (mm) Cold water (1°C to 30°C)	d (mm) Hot water (31°C to 70°C)
16	975	520
20	1040	650
25	1105	780
32	1300	845
40	1430	1040
50	1625	1300
63	1820	1560
75	1950	1690
90	2145	1885
110	2470	2080
125	2730	2405
160	3250	2990
200	3640	3250
250	3900	3510

Distancia máxima entre abrazaderas para puntos fijos d (mm) en tubería multicapa REPOLEN FASER, FASER RP y FASER CLIMA

Maximum distance between fixed points clamps d (mm) in multilayer pipe REPOLEN FASER, FASER RP and FASER CLIMA.

DISTANCIA ENTRE PUNTOS FIJOS (Normas UNE EN 806-4 y CEN/TR 12108)		
DISTANCE BETWEEN FIXED POINTS		
Ø Tubería (mm)	d (mm) Agua fría (1°C a 30°C)	d (mm) Agua caliente (31°C a 70°C)
Ø Pipe (mm)	d (mm) Cold water (1°C to 30°C)	d (mm) Hot water (31°C to 70°C)
16	780	325
20	910	390
25	1040	455
32	1170	520
40	1430	650
50	1625	780
63	1820	975
75	1950	1170
90	2145	1430
110	2405	1690
125	2600	1820
160	2990	2340
200	3250	2600
250	3510	2990



CERTIFICADO DE EMPRESA



CERTIFICADOS DE PRODUCTO



CERTIFICADOS DE PRODUCTO



CERTIFICADOS DE PRODUCTO



COMPANY CERTIFICATE



CERTIFICATE

AENOR has issued an IONet recognized certificate that the organization:

REBOCA, S.L.
 CL CLARIANO, 6,
 46050 - L'OLLERIA
 (VALENCIA)

has implemented and maintains a

Quality Management System

for the following scope:

Production of micro-irrigation pe pipes, and for cold water pressure pipe network for human and not human consume.
Production of monolayer PP pipes and multilayer PPR pipes reinforced with fiber glass for Hot & Cold human consume.
Production of PE Gas pipes.
The management of the production and the commercialization of PE fitting for human consumption of cold water pressurized, PP-R fitting for human consumption of hot and cold water conduction and PE piping for the supply of gaseous fuels.
Design and production of PPR and PE manifolds,
 which fulfills the requirements of the following standard

ISO 9001:2015

First issued on: **2001-01-30** Last issued: **2020-12-16** Validity date: **2023-12-16**

This attestation is directly linked to the IONet Partner's original certificate and shall not be used as a stand-alone document!

Registration Number: **ES 01542001**



CERTIFICATE

AENOR has issued an IONet recognized certificate that the organization:

REBOCA, S.L.
 CL CLARIANO, 6,
 46050 - L'OLLERIA
 (VALENCIA)

has implemented and maintains a

Environmental Management System

for the following scope:

Production of micro-irrigation pe pipes, and for cold water pressure pipe network for human and not human consume.
Production of monolayer PP pipes and multilayer PPR pipes reinforced with fiber glass for Hot & Cold human consume.
Production of PE Gas pipes.
The management of the production and the commercialization of PE fitting for human consumption of cold water pressurized, PP-R fitting for human consumption of hot and cold water conduction and PE piping for the supply of gaseous fuels.
Design and production of PPR and PE manifolds,
 which fulfills the requirements of the following standard

ISO 14001:2015

First issued on: **2020-12-02** Validity date: **2023-12-02**

This attestation is directly linked to the IONet Partner's original certificate and shall not be used as a stand-alone document!

Registration Number: **ES 20200240**

Alex Stoichobiu
 President of IONet

Rafael GARCÍA MEIRO
 Chief Executive Officer

PRODUCT CERTIFICATES



AENOR Product Certificate

001/006499

AENOR certifies that the organization

REBOCA, S.L.

registered office: Cl. Clariano, 6 46050 L'OLLERIA (Valencia - España)

supplier: **Fittings for polypropylene pipes for hot and cold water installations**

In compliance with: UNE-EN ISO 15874-1:2013 (EN ISO 15874-1:2013)
 UNE-EN ISO 15874-3:2013 (EN ISO 15874-3:2013)

Trademark: REPOLEN

See annex for more information.

Production site: Cl. Clariano, 6 46050 L'OLLERIA (Valencia - España)

Certification scheme: In order to grant this Certificate, AENOR has tested the product and has verified the quality system implemented for its manufacture. AENOR performs these tests periodically unless the Certificate has not been cancelled, in accordance with Specific Rules RP 02.15.

This certificate supersedes 001/005499, dated 2021-02-17

First issued on: 2020-01-03
 Modified on: 2020-12-02
 Validity date: 2023-04-03

Rafael GARCÍA MEIRO
 Chief Executive Officer



Certificate of conformity Plastics

001/006498

AENOR certifies that the organization

REBOCA, S.L.

registered office: Cl. CLARIANO, 6 46050 L'OLLERIA (Valencia - España)

supplier: Polypropylene pipes (PP-R) / polypropylene + glass fiber (PP-R + F/G) / polypropylene (PP-0) for installation of hot and cold water inside the building structure

In compliance with: ESPECIFICACION TECNICA AI RP 02.12

Description: Trademark: REPOLEN
 Fiberglass content: 6%
 Fiberglass content of the middle layer: 18%
 See annex for more information.

Production site: Cl. CLARIANO, 6 46050 L'OLLERIA (Valencia - España)

Certification scheme: In order to grant this Certificate, AENOR has tested the product and has verified the quality system implemented for its manufacture. AENOR performs these tests periodically unless the Certificate has not been cancelled, in accordance with Specific Rules RP 02.12.

First issued on: 2015-11-03
 Last issued on: 2020-02-09
 Validity date: 2023-02-09

Rafael GARCÍA MEIRO
 Chief Executive Officer



Certificate of conformity Plastics

001/006669

AENOR certifies that the organization

REBOCA, S.L.

registered office: Cl. CLARIANO, 6 46050 L'OLLERIA (Valencia - España)

supplier: Polypropylene random with modified crystallinity pipes (PP-RCT) and glass fiber (PP-RCT/PP-RCT-GF/PP-RCT) for installation of hot and cold water inside the building structure

In compliance with: TECHNICAL SPECIFICATION TO RP 02.15

DESCRIPTION: TRADEMARK: REPOLEN
 FIBERGLASS CONTENT: 6%
 FIBERGLASS CONTENT OF THE MIDDLE LAYER: 18%

See annex for more information.

Production site: Cl. CLARIANO, 6 46050 L'OLLERIA (Valencia - España)

Certification scheme: In order to grant this Certificate, AENOR has tested the product and has verified the quality system implemented for its manufacture. AENOR performs these tests periodically unless the Certificate has not been cancelled, in accordance with Specific Rules RP 02.15.

First issued on: 2019-04-08
 Last issued on: 2022-02-08
 Validity date: 2023-02-08

Rafael GARCÍA MEIRO
 Chief Executive Officer

PRODUCT CERTIFICATES



PRODUCT CERTIFICATES



GARANTÍA DEL SISTEMA REPOLEN

Los productos fabricados y comercializados por REBOCA, S.L, utilizados en instalaciones hidrosanitarias, de Climatización, instalaciones industriales, ganaderas, de riego y obra civil siguiendo siempre las directrices indicadas en el Manual Técnico, están cubiertos por una póliza de seguros contratada por REBOCA, SL con una reconocida compañía de seguros, para una cobertura máxima de 1.200.000€.

LAS CONDICIONES QUE REGULAN ESTA GARANTIA SON:

- En todo caso los daños deben haberse originado por defectos de fabricación de los productos.
- Los daños se hayan producido por defectos del material o del proceso productivo y NO por un mal uso y/o utilización para fines distintos a los previstos en su documentación técnica.
- La instalación y montaje se haya realizado siguiendo las indicaciones y advertencias indicadas en nuestra documentación técnica.
- No se hayan combinado nuestras tuberías y/o accesorios con otros no fabricados por Reboca, S.L.
- La fecha de instalación y puesta en servicio se deberá acreditar convenientemente.
- Los tubos y accesorios deben de estar instalados siguiendo las instrucciones, advertencias y recomendaciones contenidas en el Manual Técnico.
- La cobertura del seguro será de 10 años desde la fecha de producción. Dentro de este tiempo, resarciremos daños hasta el límite de 1.200.000 euros, causados a cosas o personas, provocados por la rotura de un tubo o accesorio con defectos de fabricación.

LA GARANTÍA NO ES VÁLIDA EN LOS SIGUIENTES CASOS

- Utilización, para la ejecución de la instalación, de componentes no fabricados y/o comercializados por REBOCA, SL
- No observar las instrucciones de empleo, advertencias y recomendaciones indicadas en el Manual Técnico.
- Utilización de materiales evidentemente defectuosos (Tubos y accesorios con fisuras, etc.)
- Soldadura realizada de modo equivocado o defectuosa a causa de la utilización de útiles o herramientas no idóneas.

En caso de incidencia deberá contactar con nuestro Departamento Técnico en un plazo no superior a 5 días y en todo caso siempre con anterioridad a realizar cualquier trabajo de reparación:

Email: tecnico@reboca.com o teléfono +34 962 200 298

WARRANTY OF THE REPOLEN SYSTEM

The products manufactured and commercialised by REBOCA, S.L, used in hydro-sanitary, air-conditioning, industrial, livestock irrigation and civil work installations, always following the guidelines indicated in the Technical Manual, are covered by an insurance policy taken out by REBOCA, SL with a renown insurance company, for a maximum coverage of €1,200,000.

THE CONDITIONS GOVERNING THIS WARRANTY ARE:

- In any case, the damage must have been caused by manufacturing defects in the products.
- Damage that has been caused by defects in the material or the production process and NOT by misuse and/or use for purposes other than those foreseen in its technical documentation.
- The installation and assembly has been carried out following the instructions and warnings indicated in our technical documentation.
- Our piping and/or fittings have not been combined with others not manufactured by Reboca, S.L.
- The date of installation and commissioning must have been properly documented.
- Piping and fittings must be installed in accordance with the instructions, warnings and recommendations contained in the Technical Manual.
- The insurance coverage shall be for 10 years as of the date of production, within which term we shall compensate damages up to a limit of €1,200,000 caused to things or people by the breakage of a pipe or fitting with manufacturing defects.

THE WARRANTY IS NOT VALID IN THE FOLLOWING CASES

- Use, for the execution of the installation, of components not manufactured and/or marketed by REBOCA, SL
- Failure to observe the operating instructions, warnings and recommendations in the Technical Manual.
- Use of obviously defective materials (pipes and fittings with cracks, etc.)
- Wrong or defective welding due to the use of unsuitable tools.

In the event of an incident, contact our Technical Department within a period not exceeding 5 days and in any case before carrying out any repair work:

Email: tecnico@reboca.com or telephone +34 962 200 298



CONDICIONES DE VENTA Y SUMINISTRO

1. Estas condiciones corresponden a esta tarifa que sustituye y anula todas las anteriores.
2. Los precios de esta tarifa se entienden para mercancía puesta en fábrica.
3. Los precios son de venta al público recomendados y pueden ser modificados sin previo aviso.
4. La mercancía viaja siempre por cuenta y riesgo del comprador.
5. Los materiales suministrados serán propiedad de REBOCA, SL hasta que no se haya realizado el pago de los mismos.

PEDIDO MÍNIMO Y MANIPULACIÓN

En los pedidos inferiores a 150 € (IVA excluido) se aplicará un cargo adicional de 10 € por los costes de gestión y manipulación. Este cargo NO aplicará cuando el pedido sea complementario de otro anterior, superior a 150 € y se vaya a suministrar juntamente con este. En los artículos cuya cantidad pedida sea inferior al envase mínimo disponible (unidades sueltas), se deducirán 2 puntos al % de descuento acordado con el cliente.

PORTES

En el territorio peninsular nacional, para pedidos inferiores a un importe de 800 € en accesorios, o 1.400 € en tuberías y accesorios de los Sistemas REPOLEN PP-R & PE-100, los portes correrán a cargo del cliente o en su caso, y a petición del cliente, se cargarán en factura. No obstante en el caso de pedidos que no superen los 300€ y se envíen por medios propios de REBOCA, SL tendrán un cargo por transporte de 9 €.

Los portes de los pedidos con destino a territorio nacional extrapeninsular se establecerán en cada caso.

FORMA DE PAGO

Cualesquiera que fuesen los acordados con el representante y de acuerdo a la Ley 15/2010 que fija desde el 2013 unos plazos máximos de pago en las operaciones comerciales de 60 días en el caso de la empresa privada, a contar a partir de la entrega de los productos o prestación de los servicios.

DEVOLUCIÓN DE LA MERCANCÍA

- REBOCA, SL sólo aceptará las devoluciones por defecto de fabricación o error en el envío atribuible a REBOCA, SL que sean devueltas a fábrica dentro de los 15 días desde su expedición, siempre con comunicación a su Delegado Comercial y previa autorización y concertación de fecha para su recepción.
- A todas las devoluciones (salvo las del apartado anterior) se les deducirá un 20%, como consecuencia de los gastos de manipulación, recuento, inspección de calidad y recuperación, si fuera necesario.
- En ningún caso se admitirán aquellas devoluciones que vengan a portes debidos.
- Para aceptar una devolución deberá venir documentada con una fotocopia de la factura original.

CONDICIONES GENERALES

- Los pedidos podrán ser suministrados en parte sin que ello suponga anulación de los mismos.
- REBOCA, SL garantiza la calidad de los productos que fabrica, por lo que se obliga a la reposición de aquellos que presenten defectos de fabricación, reconocidos por nuestro servicio técnico.
- REBOCA, S.L. queda eximida de responsabilidad en los casos de uso, manipulación, montaje y mantenimiento no adecuado de sus productos.
- REBOCA, SL se reserva el derecho a introducir modificaciones de diseño y medidas en los productos fabricados sin previo aviso.
- Para resolver las cuestiones que puedan derivarse de la aplicación de estas normas, tanto REBOCA, SL, como el comprador, convienen someterse a los Juzgados y Tribunales de Valencia, renunciando a su propio fuero, si fuese otro.



TERMS AND CONDITIONS OF SALE AND SUPPLY

1. These terms and conditions correspond to this price list, which replaces and cancels all the previous ones.
2. The prices in this price list are understood to be for goods ex-works.
3. Prices are recommended retail prices and can be changed without notice.
4. The goods always travel at the buyer's risk.
5. The materials supplied shall remain the property of REBOCA, SL until payment has been made.

MINIMUM ORDER AND HANDLING

An additional charge of €10 for management and handling costs applies to orders under €100 (excluding VAT). This charge shall NOT apply when the order is complementary to a previous one, over €150 and that is to be supplied together with it. For items whose quantity ordered is less than the minimum available packaging (bulk orders), 2 points shall be deducted from the % of discount agreed with the client.

SHIPPING COSTS

In the national peninsular territory for orders less than €800 in accessories and €1.400 in pipes and accessories, freight will be by the customer or, where appropriate and at the request of the customer, will be charged on the invoice. However, in the case of orders that do not exceed €300 and are sent through our usual routes by our means, they shall have a transport charge of €9. The delivery of orders to national territory outside the Iberian Peninsula shall be established on a case by case basis.

PAYMENT METHODS

Whatever was agreed with the representative and in accordance with Law 15/2010 that sets forth as of 2013 a maximum payment period in commercial transactions of 60 days, in the case of private companies, as of the delivery of products or provision of services.

RETURN OF GOODS

- REBOCA, SL shall only accept returns due to manufacturing defect or error in shipping attributable to REBOCA, SL which are returned to the factory within 15 days as of their shipping date, always with prior communication to the relevant Commercial Delegate and prior authorisation and agreement on the date of receipt.
- All returns (except for those in the previous section) shall be reduced by 20%, as a result of the costs of handling, counting, quality inspection and recovery, if necessary.
- Under no circumstances shall returns be accepted if their dispatch is made carriage forward.
- In order to accept a return, it must be documented with a photocopy of the original invoice.

GENERAL TERMS AND CONDITIONS

- Orders may be supplied in partial deliveries without such delivery modality causing cancellation.
- REBOCA, SL guarantees the quality of the products that it manufactures, and therefore it is obliged to replace those that present manufacturing defects, as determined by our technical service.
- REBOCA, S.L. is exempt from liability in the cases of improper use, handling, assembly and maintenance of its products.
- REBOCA, SL reserves the right to introduce design and measurement modifications in the products manufactured without prior notice.
- In order to resolve the questions which may arise from the application of these provisions, both REBOCA, SL, and the purchaser agree to submit to the Courts and Tribunals of Valencia, renouncing their own jurisdiction, if any.



 **REPOLEN**

MADE IN SPAIN



PRODUCTO FABRICADO Y DISTRIBUIDO POR REBOCA SL

CLARIANO N6 - APDO 92

46850 - L'OLLERIA - VALENCIA - SPAIN

TEL. +34 96 220 02 98 - FAX +34 96 220 00 13

REBOCA@REBOCA.COM - WWW.REBOCA.COM

REBOCA SL NO SE RESPONSABILIZA DE POSIBLES ERRATAS QUE PUDIERAN AFECTAR A LA PRESENTE TARIFA, Y SE RESERVA LA POTESTAD Y EL DERECHO DE MODIFICAR SIN AVISO PREVIO CARACTERÍSTICAS Y PRECIOS* DE LA MISMA.

*** PRECIOS SIN IVA.**

REBOCA SL IS NOT RESPONSIBLE FOR POSSIBLE ERRORS THAT COULD AFFECT THIS RATE, AND RESERVES THE POWER AND RIGHT TO MODIFY THE CHARACTERISTICS AND PRICES* OF THE SAME WITHOUT PRIOR NOTICE.

*** PRICES WITHOUT VAT.**

REBOCA SL N'EST PAS RESPONSABLE DES ERREURS POSSIBLES QUI POURRAIENT AFFECTER CE TARIF, ET SE RÉSERVE LE POUVOIR ET LE DROIT DE MODIFIER LES CARACTÉRISTIQUES ET LES PRIX* DE CEUX-CI SANS PRÉAVIS.

*** PRIX SANS TVA.**



Empresa adherida

